

W&AR-10

Consultation Workshop No. 2

November 5, 2013

From: Staples, Rose

Sent: Tuesday, September 03, 2013 6:13 PM

To: 'Alves, Jim'; 'Amerine, Bill'; 'Asay, Lynette'; 'Barnes, James'; 'Barnes, Peter'; 'Barrera, Linda'; 'Blake, Martin'; 'Bond, Jack'; 'Borovansky, Jenna'; 'Boucher, Allison'; 'Bowes, Stephen'; 'Bowman, Art'; 'Brenneman, Beth'; 'Buckley, John'; 'Buckley, Mark'; 'Burke, Steve'; 'Burt, Charles'; 'Byrd, Tim'; 'Cadagan, Jerry'; 'Carlin, Michael'; 'Charles, Cindy'; 'Costa, Jan'; 'Cowan, Jeffrey'; 'Cox, Stanley Rob'; 'Cranston, Peggy'; 'Cremeen, Rebecca'; 'Damin Nicole'; 'Day, Kevin'; 'Day, P'; 'Denean'; 'Derwin, Maryann Moise'; 'Devine, John'; 'Donaldson, Milford Wayne'; 'Dowd, Maggie'; 'Drake, Emerson'; 'Drekmeier, Peter'; 'Edmondson, Steve'; 'Eicher, James'; 'Fargo, James'; 'Fernandes, Jesse'; 'Ferranti, Annee'; 'Ferrari, Chandra'; 'Findley, Timothy'; 'Fleming, Mike'; 'Fuller, Reba'; 'Furman, Donn W'; 'Ganteinbein, Julie'; 'Giglio, Deborah'; 'Gorman, Elaine'; 'Grader, Zeke'; 'Gutierrez, Monica'; 'Hackamack, Robert'; 'Hastreiter, James'; 'Hatch, Jenny'; 'Hayden, Ann'; 'Hellam, Anita'; 'Heyne, Tim'; 'Holley, Thomas'; 'Holm, Lisa'; 'Horn, Jeff'; 'Horn, Timi'; 'Hudelson, Bill'; 'Hughes, Noah'; 'Hughes, Robert'; 'Hume, Noah'; 'Jackson, Zac'; 'Jauregui, Julia'; 'Jennings, William'; 'Jensen, Art'; 'Jensen, Laura'; 'Johannis, Mary'; 'Johnson, Brian'; 'Jones, Christy'; 'Jsansley'; 'Justin'; 'Keating, Janice'; 'Kempton, Kathryn'; 'Kinney, Teresa'; 'Koepele, Patrick'; 'Kordella, Lesley'; 'Le, Bao'; 'Levin, Ellen'; 'Linkard, David'; 'Loy, Carin'; 'Lwenya, Roselynn'; 'Lyons, Bill'; 'Madden, Dan'; 'Manji, Annie'; 'Marko, Paul'; 'Marshall, Mike'; 'Martin, Michael'; 'Martin, Ramon'; 'Mathiesen, Lloyd'; 'McDaniel, Dan'; 'McDevitt, Ray'; 'McDonnell, Marty'; 'Mein Janis'; 'Mills, John'; 'Morningstar Pope, Rhonda'; 'Motola, Mary'; 'Murphey, Gretchen'; 'Murray, Shana'; 'O'Brien, Jennifer'; 'Orvis, Tom'; 'Ott, Bob'; 'Ott, Chris'; 'Paul, Duane'; 'Pavich, Steve'; 'Pool, Richard'; 'Porter, Ruth'; 'Powell, Melissa'; 'Puccini, Stephen'; 'Raeder, Jessie'; 'Ramirez, Tim'; 'Rea, Maria'; 'Reed, Rhonda'; 'Richardson, Daniel'; 'Richardson, Kevin'; 'Ridenour, Jim'; 'Riggs T'; 'Robbins, Royal'; 'Romano, David O'; 'Roos-Collins, Richard'; 'Rosekrans, Spreck'; 'Roseman, Jesse'; 'Rothert, Steve'; 'Sandkulla, Nicole'; 'Saunders, Jenan'; 'Schutte, Allison'; 'Sears, William'; 'Shakal, Sarah'; 'Shiple, Robert'; 'Shumway, Vern'; 'Shutes, Chris'; 'Sill, Todd'; 'Simsiman, Theresa'; 'Slay, Ron'; 'Smith, Jim'; 'Staples, Rose'; 'Stapley, Garth'; 'Steindorf, Dave'; 'Steiner, Dan'; 'Stender, John'; 'Stone, Vicki'; 'Stork, Ron'; 'Stratton, Susan'; 'Taylor, Mary Jane'; 'Terpstra, Thomas'; 'TeVelde, George'; 'Thompson, Larry'; 'Tmberliner'; 'Ulibarri, Nicola'; 'Ulm, Richard'; 'Vasquez, Sandy'; 'Verkuil, Colette'; 'Vierra, Chris'; 'Wantuck, Richard'; 'Welch, Steve'; 'Wenger, Jack'; 'Wesselman, Eric'; 'Wetzel, Jeff'; 'Wheeler, Dan'; 'Wheeler, Dave'; 'Wheeler, Douglas'; 'White, David K'; 'Wilcox, Scott'; 'Williamson, Harry'; 'Willy, Allison'; 'Wilson, Bryan'; 'Winchell, Frank'; 'Wooster, John'; 'Workman, Michelle'; 'Yoshiyama, Ron'; 'Zipser, Wayne'

Subject: October 8 - HOLD THE DATE - Don Pedro W-AR-10 Omykiss Population Model Workshop

NOTICE:

Please hold the date of Tuesday, October 8, 2013 for the Don Pedro Relicensing Study Plan W&AR-10 O.mykiss Population Model Workshop No. 2. It will be held from 9 a.m. to 4 p.m. at the MID Offices in Modesto. Draft Report and Advance Meeting Materials to be released on or about October 1, 2013. Thank you very much.

ROSE STAPLES

From: Devine, John
Sent: Tuesday, October 01, 2013 5:48 PM
To: Staples, Rose; Alves, Jim; Amerine, Bill; Asay, Lynette; Barnes, James; Barnes, Peter; Barrera, Linda; Blake, Martin; Bond, Jack; Borovansky, Jenna; Boucher, Allison; Bowes, Stephen; Bowman, Art; Brenneman, Beth; Buckley, John; Buckley, Mark; Burke, Steve; Burt, Charles; Byrd, Tim; Cadagan, Jerry; Carlin, Michael; Charles, Cindy; Costa, Jan; Cowan, Jeffrey; Cox, Stanley Rob; Cranston, Peggy; Cremeen, Rebecca; Damin Nicole; Day, Kevin; Day, P; Denean; Derwin, Maryann Moise; Donaldson, Milford Wayne; Dowd, Maggie; Drake, Emerson; Drekmeier, Peter; Edmondson, Steve; Eicher, James; Fargo, James; Fernandes, Jesse; Ferranti, Annee; Ferrari, Chandra; Findley, Timothy; Fleming, Mike; Fuller, Reba; Furman, Donn W; Ganteinbein, Julie; Giglio, Deborah; Gorman, Elaine; Grader, Zeke; Gutierrez, Monica; Hackamack, Robert; Hastreiter, James; Hatch, Jenny; Hayden, Ann; Hellam, Anita; Heyne, Tim; Holley, Thomas; Holm, Lisa; Horn, Jeff; Horn, Timi; Hudelson, Bill; Hughes, Noah; Hughes, Robert; Hume, Noah; Jackson, Zac; Jauregui, Julia; Jennings, William; Jensen, Art; Jensen, Laura; Johannis, Mary; Johnson, Brian; Jones, Christy; Jsansley, Justin; Keating, Janice; Kempton, Kathryn; Kinney, Teresa; Koepele, Patrick; Kordella, Lesley; Le, Bao; Levin, Ellen; Linkard, David; Loy, Carin; Lwenya, Roselynn; Lyons, Bill; Madden, Dan; Manji, Annie; Marko, Paul; Marshall, Mike; Martin, Michael; Martin, Ramon; Mathiesen, Lloyd; McDaniel, Dan; McDevitt, Ray; McDonnell, Marty; Mein Janis; Mills, John; Morningstar Pope, Rhonda; Motola, Mary; Murphey, Gretchen; Murray, Shana; O'Brien, Jennifer; Orvis, Tom; Ott, Bob; Ott, Chris; Paul, Duane; Pavich, Steve; Pool, Richard; Porter, Ruth; Powell, Melissa; Puccini, Stephen; Raeder, Jessie; Ramirez, Tim; Rea, Maria; Reed, Rhonda; Richardson, Daniel; Richardson, Kevin; Ridenour, Jim; Riggs T; Robbins, Royal; Romano, David O; Roos-Collins, Richard; Rosekrans, Spreck; Roseman, Jesse; Rothert, Steve; Sandkulla, Nicole; Saunders, Jenan; Schutte, Allison; Sears, William; Shakal, Sarah; Shipley, Robert; Shumway, Vern; Shutes, Chris; Sill, Todd; Simsiman, Theresa; Slay, Ron; Smith, Jim; Stapley, Garth; Steindorf, Dave; Steiner, Dan; Stender, John; Stone, Vicki; Stork, Ron; Stratton, Susan; Taylor, Mary Jane; Terpstra, Thomas; TeVelde, George; Thompson, Larry; Tmberliner; Ulibarri, Nicola; Ulm, Richard; Vasquez, Sandy; Verkuil, Colette; Vierra, Chris; Wantuck, Richard; Welch, Steve; Wenger, Jack; Wesselman, Eric; Wetzel, Jeff; Wheeler, Dan; Wheeler, Dave; Wheeler, Douglas; White, David K; Wilcox, Scott; Williamson, Harry; Willy, Allison; Wilson, Bryan; Winchell, Frank; Wooster, John; Workman, Michelle; Yoshiyama, Ron; Zipser, Wayne
Subject: RE: Don Pedro August 6 W-AR-06 Consultation Workshop Draft Notes for Review and Comment

Below please find the AGENDA for the upcoming W&AR-10 O.mykiss Population Model Consultation Workshop, to be held at the MID Offices in Modesto. The workshop is currently scheduled to be held on Tuesday, October 8th, but we are watching closely the situation with the federal government's shutdown and if nothing has been resolved regarding the shutdown by close of business (PACIFIC) tomorrow (October 2nd), we will reschedule the workshop to a later date.

We are also uploading to the Don Pedro website (www.donpedro-relicensing.com) under ANNOUNCEMENTS and CALENDAR (October 8 date) the DRAFT W&AR-10 O.mykiss Population Model Study Report.

Conference Line Call-In Number 866-994-6437; Conference Code 5424697994

Join online meeting

<https://meet.hdrinc.com/jenna.borovansky/3D64F0F5>

First online meeting?

[!OC([1033])!]

Agenda

9:00 a.m. – 9:15 a.m. Introductions and Background

9:15 a.m. – 10:30 a.m. Modeling Approach for Key Issues Affecting Tuolumne River O. mykiss production

1. Relationship to W&AR-5 Synthesis Study
2. General assumptions and model structure
3. Key Sub Model Relationships by Life-Stage

10:30 a.m. – 11:00 a.m. Model Calibration and Validation Results

11:00 a.m. – 12:00 p.m. Modeling Sensitivity Testing

12:00 p.m. – 1:00 p.m. Lunch (on your own)

1:00 p.m. – 2:00 p.m. Discussion of Base Case (1971–2009) Scenario Results

2:00 p.m. – 3:00 p.m. Discussion of Factors Affecting O. mykiss Production

3:00 p.m. – 3:45 p.m. Discussion of Modeling Scenarios

3:45 p.m. – 4:00 p.m. Next Steps

JOHN DEVINE

P.E.

HDR Engineering, Inc.

Senior Vice President, Hydropower Services

970 Baxter Boulevard Suite 301 | Portland, ME 04103

207.775.4495 | c: 207.776.2206 | f: 207.775.1742

john.devine@hdrinc.com | hdrinc.com



***O. mykiss* Population Model Workshop No. 2**
Don Pedro Relicensing Study W&AR-10
October 8, 2013 – MID Offices

Conference Line Call-In Number 866-994-6437; Conference Code 5424697994

[Join online meeting](#)

<https://meet.hdrinc.com/jenna.borovansky/3D64F0F5>

[First online meeting?](#)

Agenda

9:00 a.m. – 9:15 a.m.	Introductions and Background
9:15 a.m. – 10:30 a.m.	Modeling Approach for Key Issues Affecting Tuolumne River <i>O. mykiss</i> production <ol style="list-style-type: none">1. Relationship to W&AR-5 Synthesis Study2. General assumptions and model structure3. Key Sub Model Relationships by Life-Stage
10:30 a.m. – 11:00 a.m.	Model Calibration and Validation Results
11:00 a.m. – 12:00 p.m.	Modeling Sensitivity Testing
12:00 p.m. – 1:00 p.m.	Lunch (on your own)
1:00 p.m. – 2:00 p.m.	Discussion of Base Case (1971–2009) Scenario Results
2:00 p.m. – 3:00 p.m.	Discussion of Factors Affecting <i>O. mykiss</i> Production
3:00 p.m. – 3:45 p.m.	Discussion of Modeling Scenarios
3:45 p.m. – 4:00 p.m.	Next Steps

***ONCORHYNCHUS MYKISS* POPULATION
STUDY
*DRAFT REPORT***

**DON PEDRO PROJECT
FERC NO. 2299**



Prepared for:
Turlock Irrigation District – Turlock, California
Modesto Irrigation District – Modesto, California

Prepared by:
Stillwater Sciences

September 2013

***Oncorhynchus mykiss* Population Study**

Study Report W&AR-10

TABLE OF CONTENTS

Section No.	Description	Page No.
1.0	INTRODUCTION.....	1-1
1.1	General Description of the Don Pedro Project	1-1
1.2	Relicensing Process	1-3
1.3	Study Plan	1-3
2.0	STUDY GOALS AND OBJECTIVES.....	2-1
3.0	STUDY AREA.....	3-1
4.0	METHODOLOGY	4-1
4.1	Conceptual Model Refinement and Functional Relationships.....	4-1
4.1.1	Adult Upmigration and Spawning	4-1
4.1.1.1	Migration Timing and Spawner Movement.....	4-1
4.1.1.2	Spawning Habitat Use.....	4-2
4.1.1.3	Spawning and Egg Deposition.....	4-5
4.1.1.4	Mortality During Upmigration and Spawning.....	4-6
4.1.2	Egg Incubation.....	4-6
4.1.2.1	Embryo Development	4-6
4.1.2.2	Embryo Mortality during Incubation	4-7
4.1.3	Fry Rearing	4-7
4.1.3.1	Fry Habitat Use	4-7
4.1.3.2	Fry Movement.....	4-9
4.1.3.3	Fry Growth.....	4-10
4.1.3.4	Fry Mortality	4-12
4.1.4	Juvenile Rearing.....	4-13
4.1.4.1	Juvenile Habitat Use	4-13
4.1.4.2	Juvenile Movement.....	4-15
4.1.4.3	Juvenile Growth.....	4-16
4.1.4.4	Juvenile Mortality	4-16
4.1.5	Resident Rearing.....	4-16
4.1.5.1	Adult Habitat Use	4-16

4.1.5.2	Adult Movement	4-17
4.1.5.3	Adult Growth	4-19
4.1.5.4	Adult Mortality	4-20
4.1.6	Anadromous Life History Strategy	4-20
4.1.6.1	Growth Variations for Anadromous and Resident <i>O. mykiss</i>	4-20
4.1.6.2	Smolt Transformation	4-21
4.1.6.3	Smolt Emigration and Mortality Sources	4-22
4.2	Model Implementation	4-22
4.2.1	Adult Upmigration and Spawning	4-24
4.2.2	Egg Incubation and Fry Emergence	4-26
4.2.3	Fry Rearing	4-27
4.2.4	Juvenile Rearing	4-28
4.2.5	Resident Rearing	4-30
4.2.6	Smolt Emigration	4-32
4.3	Model Calibration and Validation	4-33
4.4	Sensitivity Analyses	4-33
4.5	Evaluation of <i>O. mykiss</i> Production under Current and Potential Future Project Operations	4-36
5.0	RESULTS	5-1
5.1	Model Validation	5-1
5.2	Sensitivity Analyses	5-4
5.2.1	Adult upmigration and spawning	5-9
5.2.2	Egg incubation and fry emergence	5-9
5.2.3	Fry rearing	5-10
5.2.4	Juvenile rearing	5-10
5.2.5	Resident rearing	5-10
5.2.6	Potential smolt productivity	5-11
5.3	Evaluation of <i>O. mykiss</i> Production under Current and Potential Future Project Operations	5-11
6.0	DISCUSSION AND FINDINGS	6-1
6.1	Model Validation	6-1
6.2	Model Scenario Results	6-2

6.3	Evaluation of Factors Affecting <i>O. mykiss</i> Production.....	6-2
6.3.1	Spawning Habitat Availability.....	6-3
6.3.2	Juvenile Rearing Habitat Availability.....	6-4
6.3.3	Adult Rearing Habitat Availability.....	6-4
6.3.4	Flow Effects.....	6-5
6.3.5	Water Temperature	6-5
6.3.6	Factors Affecting Expression of Anadromy of <i>O. mykiss</i> in the Tuolumne River	6-6
6.4	Potential Information Needs to Address Modeling Assumptions.....	6-7
6.4.1	<i>O. mykiss</i> Movement Data	6-8
6.4.2	Local Water Temperature Adaptations.....	6-8
6.4.3	Other Potential Sources of Adult <i>O. mykiss</i> Recruitment.....	6-8
6.4.4	Predation Mortality Sources	6-9
6.4.5	Expression of Anadromy in the Tuolumne River	6-9
7.0	STUDY VARIANCES AND MODIFICATIONS.....	7-1
8.0	REFERENCES.....	8-1

List of Figures		
Figure No.	Description	Page No.
Figure 1-1.	Don Pedro Project location.	1-2
Figure 3-1.	Generalized distribution of resident and anadromous <i>O. mykiss</i> life stages using the Tuolumne River, San Joaquin River, Bay-Delta, and Pacific Ocean.	3-1
Figure 4-1.	Variation of usable spawning area estimates with discharge for <i>O. mykiss</i> in sub-reaches of the lower Tuolumne River.	4-2
Figure 4-2.	Cumulative proportion of total <i>O. mykiss</i> spawning activity (2013) as a function of total spawning gravel areas occurring downstream of mapped redds.	4-4
Figure 4-3.	Variation of usable fry rearing area estimates with discharge for <i>O. mykiss</i> in sub-reaches of the lower Tuolumne River.	4-8
Figure 4-4.	Estimated total usable overbank habitat for Tuolumne River <i>O. mykiss</i> fry.	4-9
Figure 4-5.	Length vs. Weight relationship for <i>O. mykiss</i> in the Tuolumne River (2012) compared with power law from Mitchell 2010).	4-12
Figure 4-6.	Variation of usable juvenile rearing area estimates with discharge for <i>O. mykiss</i> in sub-reaches of the lower Tuolumne River.	4-14
Figure 4-7.	Estimated total usable overbank habitat for Tuolumne River <i>O. mykiss</i> juveniles.	4-15
Figure 4-8.	Variation of usable adult rearing area estimates with discharge for <i>O. mykiss</i> in sub-reaches of the lower Tuolumne River.	4-17
Figure 4-9.	Adult <i>O. mykiss</i> rearing habitat preference with temperature using a Thornton-Lessem (1978) function	4-19
Figure 4-10.	TROM model representation of the in-river portions of the overall <i>O. mykiss</i> life history in the Tuolumne River	4-23
Figure 5-1.	Model-based and snorkel survey based age composition of <i>O. mykiss</i> in the Tuolumne River (2008–2011).	5-1
Figure 5-2.	Model-based and snorkel survey based population estimate by age-class for <i>O. mykiss</i> in the Tuolumne River (2008–2011).	5-2
Figure 5-3.	Model-based and snorkel survey based population estimate for <i>O. mykiss</i> > 150 mm FL in the Tuolumne River (2008–2011).	5-3
Figure 5-4.	Model-based and snorkel survey based population estimate for <i>O. mykiss</i> < 150 mm FL in the Tuolumne River (2008–2011).	5-3
Figure 5-5.	Model sensitivity of juvenile <i>O. mykiss</i> productivity to parameters related to adult rearing through spawning and fry emergence at two population sizes and under “dry” and “wet” water year types.	5-5
Figure 5-6.	Model sensitivity of juvenile <i>O. mykiss</i> productivity to parameters related to fry and juvenile rearing at two population sizes and under “dry” and “wet” water year types.	5-6

Figure 5-7.	Model sensitivity of adult <i>O. mykiss</i> replacement ratio to parameters related to adult rearing and spawning at two population sizes and under “dry” and “wet” water year types.	5-7
Figure 5-8.	Model sensitivity of <i>O. mykiss</i> smolt productivity to parameters related to adult rearing and smoltification at two population sizes including 100 steelhead spawners and under “dry” and “wet” water year types.	5-8
Figure 5-9.	Modeled juvenile <i>O. mykiss</i> productivity for the Base Case (1971–2009) sorted by water year type and La Grange discharge (March–September) for two resident population sizes.	5-12
Figure 5-10.	Modeled juvenile <i>O. mykiss</i> productivity for the Base Case (1971–2009) sorted by water year type and summertime (July–September) MWAT at Roberts Ferry Bridge (RM 39.5) for two resident population sizes.	5-13
Figure 5-11.	Modeled adult <i>O. mykiss</i> replacement for the Base Case (1971–2009) sorted water year type and La Grange discharge (March–September) for two resident population sizes.	5-14
Figure 5-12.	Modeled adult <i>O. mykiss</i> replacement for the Base Case (1971–2009) sorted by water year type and summertime (July–September) MWAT at Roberts Ferry Bridge (RM 39.5) for two resident population sizes.	5-15

List of Tables

Table No.	Description	Page No.
Table 3-1.	Generalized life history timing for Central Valley steelhead and rainbow trout in the lower Tuolumne River.	3-2
Table 4-1.	Probability of spawning between resident and anadromous male/female pairings.	4-6
Table 4-3.	Parameters and associated references for Egg Incubation and Fry Emergence.	4-26
Table 4-4.	Parameters and Associated References for Fry Rearing.	4-27
Table 4-5.	Parameters and associated references for Juvenile Rearing.	4-29
Table 4-6.	Parameters and associated references for Resident Rearing.	4-30
Table 4-7.	Parameters and associated references for Smolt Emigration.	4-32
Table 4-8.	Model parameters selected for sensitivity testing.	4-34

List of Attachments

A	Conceptual models for in-river life stages of <i>O. mykiss</i> in the Tuolumne River
B	Tuolumne River <i>O. mykiss</i> (TROm) stock production model data structure

List of Acronyms

ACEC	Area of Critical Environmental Concern
AF	acre-feet
ACOE	U.S. Army Corps of Engineers
ADA	Americans with Disabilities Act
ALJ	Administrative Law Judge
APE	Area of Potential Effect
ARMR	Archaeological Resource Management Report
BA	Biological Assessment
Basin Plan	Water Quality Control Plan for the Sacramento and San Joaquin Rivers
BDCP	Bay-Delta Conservation Plan
BLM	U.S. Department of the Interior, Bureau of Land Management
BLM-S	Bureau of Land Management – Sensitive Species
BMI	Benthic macroinvertebrates
BMP	Best Management Practices
BO	Biological Opinion
CalEPPC	California Exotic Pest Plant Council
CalSPA	California Sports Fisherman Association
CAS	California Academy of Sciences
CCC	Criterion Continuous Concentrations
CCIC	Central California Information Center
CCSF	City and County of San Francisco
CCVHJV	California Central Valley Habitat Joint Venture
CD	Compact Disc
CDBW	California Department of Boating and Waterways
CDEC	California Data Exchange Center
CDFA	California Department of Food and Agriculture
CDFG	California Department of Fish and Game
CDMG	California Division of Mines and Geology
CDOF	California Department of Finance
CDPH	California Department of Public Health
CDPR	California Department of Parks and Recreation

CDSOD.....	California Division of Safety of Dams
CDWR.....	California Department of Water Resources
CE	California Endangered Species
CEII.....	Critical Energy Infrastructure Information
CEQA.....	California Environmental Quality Act
CESA	California Endangered Species Act
CFR.....	Code of Federal Regulations
cfs.....	cubic feet per second
CGS.....	California Geological Survey
CMAPI	California Monitoring and Assessment Program
CMARP.....	Comprehensive Monitoring, Assessment, and Research Program
CMC.....	Criterion Maximum Concentrations
CNDDB.....	California Natural Diversity Database
CNPS.....	California Native Plant Society
CORP	California Outdoor Recreation Plan
CPUE	Catch Per Unit Effort
CRAM.....	California Rapid Assessment Method
CRLF.....	California Red-Legged Frog
CRRF	California Rivers Restoration Fund
CSAS.....	Central Sierra Audubon Society
CSBP.....	California Stream Bioassessment Procedure
CT	California Threatened Species
CTR.....	California Toxics Rule
CTS	California Tiger Salamander
CVRWQCB	Central Valley Regional Water Quality Control Board
CWA	Clean Water Act
CWHR.....	California Wildlife Habitat Relationship
Districts	Turlock Irrigation District and Modesto Irrigation District
DLA	Draft License Application
DPRA.....	Don Pedro Recreation Agency
DPS	Distinct Population Segment
EA	Environmental Assessment
EC	Electrical Conductivity

EES	EES Consulting, Inc.
EFH	Essential Fish Habitat
EIR	Environmental Impact Report
EIS	Environmental Impact Statement
EPA	U.S. Environmental Protection Agency
ESA	Federal Endangered Species Act
ESRCD	East Stanislaus Resource Conservation District
ESU	Evolutionary Significant Unit
EWUA	Effective Weighted Usable Area
FC	Candidate for listing under ESA
FE	Federally listed Endangered Species under ESA
FERC	Federal Energy Regulatory Commission
FFS	Foothills Fault System
FL	Fork length
FLA	Final License Application
FMU	Fire Management Unit
FOT	Friends of the Tuolumne
FPC	Federal Power Commission
FPD	Species Proposed for Delisting under ESA
FPE	Proposed for listing as Endangered under ESA
FPT	Species Proposed to be listed as Threatened under ESA
FT	Federally listed Threatened Species under ESA
ft/mi	feet per mile
FWCA	Fish and Wildlife Coordination Act
FYLF	Foothill Yellow-Legged Frog
GIS	Geographic Information System
GLO	General Land Office
GORP	Great Outdoor Recreation Pages
GPS	Global Positioning System
HCP	Habitat Conservation Plan
HHWP	Hetch Hetchy Water and Power
HORB	Head of Old River Barrier
HPMP	Historic Properties Management Plan

ILP.....	Integrated Licensing Process
ISR	Initial Study Report
ITA	Indian Trust Assets
kV	kilovolt
m	meters
M&I.....	Municipal and Industrial
MCL.....	Maximum Contaminant Level
mg/kg	milligrams/kilogram
mg/L.....	milligrams per liter
mgd	million gallons per day
MID.....	Modesto Irrigation District
MOU	Memorandum of Understanding
MSCS.....	Multi-Species Conservation Strategy
msl.....	mean sea level
MVA	Megavolt Ampere
MVZ.....	Museum of Vertebrate Zoology
MW	megawatt
MWAT.....	maximum weekly average temperature
MWh	megawatt hour
mya.....	million years ago
NAE	National Academy of Engineering
NAHC	Native American Heritage Commission
NAS.....	National Academy of Sciences
NAWQA	National Water Quality Assessment
NCCP	Natural Community Conservation Plan
NEPA	National Environmental Policy Act
ng/g	nanograms per gram
NGOs	Non-Governmental Organizations
NHI	Natural Heritage Institute
NHPA.....	National Historic Preservation Act
NISC	National Invasive Species Council
NMFS.....	National Marine Fisheries Service
NOAA.....	National Oceanic and Atmospheric Administration

NOI	Notice of Intent
NPS	U.S. Department of the Interior, National Park Service
NRCS	National Resource Conservation Service
NRHP	National Register of Historic Places
NRI.....	Nationwide Rivers Inventory
NTU	Nephelometric Turbidity Unit
NWI.....	National Wetland Inventory
NWIS	National Water Information System
NWR	National Wildlife Refuge
O&M.....	operation and maintenance
OEHHA.....	Office of Environmental Health Hazard Assessment
ORV	Outstanding Remarkable Value
PAD.....	Pre-Application Document
PDO.....	Pacific Decadal Oscillation
PEIR.....	Program Environmental Impact Report
PGA.....	Peak Ground Acceleration
PHG.....	Public Health Goal
PM&E	Protection, Mitigation and Enhancement
PMF.....	Probable Maximum Flood
POAOR.....	Public Opinions and Attitudes in Outdoor Recreation
ppb.....	parts per billion
ppm	parts per million
PSP	Proposed Study Plan
PTL	Project Tracking List
RA.....	Recreation Area
RBP	Rapid Bioassessment Protocol
Reclamation	U.S. Department of the Interior, Bureau of Reclamation
RM	River Mile
RMP	Resource Management Plan
RP.....	Relicensing Participant
RSP	Revised Study Plan
RST	Rotary Screw Trap
RWF	Resource-Specific Work Groups

RWG	Resource Work Group
RWQCB	Regional Water Quality Control Board
SC	State candidate for listing under CESA
SCD	State candidate for delisting under CESA
SCE	State candidate for listing as endangered under CESA
SCT	State candidate for listing as threatened under CESA
SD1	Scoping Document 1
SD2	Scoping Document 2
SE	State Endangered Species under CESA
SFP	State Fully Protected Species under CESA
SFPUC	San Francisco Public Utilities Commission
SHPO	State Historic Preservation Office
SJRA	San Joaquin River Agreement
SJRGAA	San Joaquin River Group Authority
SNTEMP	stream network temperature
SR	California Rare Species
SRA	State Recreation Area
SRMA	Special Recreation Management Area or Sierra Resource Management Area (as per use)
SRMP	Sierra Resource Management Plan
SRP	Special Run Pools
SSC	State species of special concern
ST	California Threatened Species
STORET	Storage and Retrieval
SWAMP	Surface Water Ambient Monitoring Program
SWE	Snow-Water Equivalent
SWRCB	State Water Resources Control Board
TAF	thousand acre-feet
TAC	Technical Advisory Committee
TCP	Traditional Cultural Properties
TDS	Total Dissolved Solids
TID	Turlock Irrigation District
TMDL	Total Maximum Daily Load

TOC.....	Total Organic Carbon
TRT	Tuolumne River Trust
TRTAC	Tuolumne River Technical Advisory Committee
UC	University of California
UUILT.....	Ultimate upper incipient lethal temperature
USDA.....	U.S. Department of Agriculture
USDOC	U.S. Department of Commerce
USDOI	U.S. Department of the Interior
USFS	U.S. Forest Service
USFWS	U.S. Department of the Interior, Fish and Wildlife Service
USGS	U.S. Geological Survey
USR.....	Updated Study Report
VAMP	Vernalis Adaptive Management Plan
VELB	Valley Elderberry Longhorn Beetle
VRM	Visual Resource Management
WPT	Western Pond Turtle
WSA.....	Wilderness Study Area
WSIP	Water System Improvement Program
WWTP	Wastewater Treatment Plant
WY	water year
µS/cm	microSeimens per centimeter

Glossary of Terms and Definitions

Adipose fin	A small fleshy fin with no rays, located between the dorsal and caudal fins. Clipping of adipose fins is used to identify hatchery-raised salmonids.
Age	The number of years of life completed, here indicated by an Arabic numeral, followed by a plus sign if there is any possibility of ambiguity (e.g., age 1, age 1+).
Age composition	Proportion of individuals of different ages in a stock or in the catches.
Age-class	A group of individuals of a certain species that have the same age.
Alevin	The developmental life stage of young salmonids and trout that are between the egg and fry stage. The alevin has not absorbed its yolk sac and has not emerged from the spawning gravels.
Anadromous	Fish that migrate from the sea to spawn in fresh water.
Coded-wire tag (CWT)	A small (0.25mm diameter x 1 mm length) wire etched with a distinctive binary code and implanted in the snout of salmon or steelhead, which, when retrieved, allows for the identification of the origin of the fish bearing the tag.
Cohort	Members of a life-stage that were spawned in the same year.
Density-dependent	Density-dependence in stock-production relationships occurs whenever food or space limitations cause the life-stage specific survival or growth to be related to the numbers of individuals present. Density dependent factors may include spawning habitat area or juvenile rearing area at higher population sizes.
Density Independence	Factors affecting the population regardless of population size, such as temperature, disease, or stranding.
Delta	An alluvial landform composed of sediment at a river mouth that is shaped by river discharge, sediment load, tidal energy, land subsidence, and sea-level changes. The Sacramento and San Joaquin River Delta refers to a complex network of channels east of Suisun Bay (an upper arm of the San Francisco Bay estuary).
Dispersal	A process by which animals move away from their natal population
Escapement	The number of sexually mature adult salmon or steelhead that successfully pass through an ocean fishery to reach the spawning grounds. The total amount of escapement reflects losses resulting from harvest, and does not reflect natural mortality during upmigration such as pre-spawn mortality.
El Niño	A climactic event that begins as a warming episode in the tropical Pacific zone that can result in large scale intrusions of anomalously

	warm marine water northward along the Pacific coastline of North America (also see La Niña).
Estuary	A region where salt water from the ocean is mixed with fresh water from a river or stream (also see Delta). The greater San Francisco Bay estuary includes brackish and salt water habitats from the Golden Gate Bridge in San Francisco Bay and includes Suisun, San Pablo, Honker, Richardson, San Rafael, San Leandro, and Grizzly bays.
Floodplain	The part of a river valley composed of unconsolidated river deposits that periodically floods. Sediment is deposited on the floodplain during floods and through the lateral migration of the river channel across the floodplain.
Fry	Salmonid life stage between the alevin and parr stages. Functionally defined as a size <50–69 mm, fry generally occupy stream margin habitats, feeding on available insect larvae.
Homing	The ability of a salmon or steelhead to correctly identify and return to their natal stream, following maturation at sea.
Hydroelectric	Generation of electricity by conversion of the energy of running water into electric power.
Irrigation	The application of water to land for agricultural crops by means of pumps, pipes, and ditches in order to provide water required by the crops for growth.
Iteroparous	A reproductive strategy exhibited by steelhead trout, characterized by multiple reproductive episodes before death.
Kelts	A spent or exhausted salmon or steelhead after spawning. All species of Pacific salmon, except some steelhead and sea-run cutthroat, die after spawning.
La Niña	A cooling of the surface water of the eastern and central Pacific Ocean, occurring somewhat less frequently than El Niño events but causing similar, generally opposite disruptions to global weather patterns.
Life history	The events that make up the life cycle of an animal, with events for fish including migration, spawning, incubation, and rearing. There is typically a diversity of life history patterns both within and between populations. Life history can refer to one such pattern, or collectively refer to a stylized description of the 'typical' life history of a population.
Life-stage	Temporal stages (or intervals) of an animal's life history that have distinct anatomical, physiological, and/or functional characteristics that contribute to potential differences in use of available habitats.

Macroinvertebrate	Invertebrates visible to the naked eye, such as insect larvae and crayfish generally found in streams and become food for fish.
Osmoregulation	Refers to the physical changes that take place in salmonids as their gills and kidneys adjust from fresh water to salt water as they enter the ocean, and from salt water to fresh water upon their return.
Pacific Decadal Oscillation	A pattern of Pacific climate variability associated with sea surface warming and changes in ocean circulation that shifts phases on at least inter-decadal time scale, usually about 20 to 30 years.
Parr	Life stage of salmon or <i>O. mykiss</i> between the fry and smolt stages. Functionally defined as a size of 50–69 mm at this stage, juvenile fish have distinctive vertical parr marks and are actively feeding in fresh water.
Predator	An animal which feeds on other living animals.
Production	Output from a stock-production model at a particular life-step.
Proximate factor	Stimuli or conditions responsible for animal behavior at ecological time scales (i.e., immediate or short-term responses).
Recruitment	Addition of new fish to a defined life history stage by growth from among smaller size categories. Often used in context of management, where the stage is the point where individuals become vulnerable to fishing gear.
Redd	A nest of fish eggs within the gravel of a stream, typically formed by digging motion performed by an adult female salmon or <i>O. mykiss</i> .
Riffle	A shallow gravel area of a stream that is characterized by increased velocities and gradients, and is the predominant stream area used by salmonids for spawning.
Riparian	Referring to the transition area between aquatic and terrestrial ecosystems. The riparian zone includes the channel migration zone and the vegetation directly adjacent to the water body that influence channel habitat through alteration of microclimate or input of LWD.
River mile	A statute mile measured along the center line of a river. River mile measurements start at the stream mouth (RM 0.0).
Riverine	Referring to the entire river network, including tributaries, side channels, sloughs, intermittent streams, etc.
Rotary Screw Trap	Rotary screw traps (RST) consist of a large perforated cone and live-box that are mounted on a floating platform and facing upstream at a fixed location in the river. Rotary screw traps are used to sample a portion of emigrating juvenile salmonids and other fish as they move downstream to allow estimation of total passage.
Semelparous	A reproductive strategy characterized by a single reproductive episode before death.

Smolt	Salmonid life stage between the parr and adult stages. Age 1+ and older steelhead actively outmigrate from freshwater habitats and take on the appearance of silver adult fish.
Smoltification	Refers to the physiological changes to allow tolerance to saltwater conditions in the ocean.
Spawn	The act of producing a new generation of fish. The female digs a redd in the river bottom and deposits her eggs into it. The male then covers the eggs with milt to fertilize them.
Spawning grounds	Areas where fish spawn.
Straying	A natural phenomena of adult spawners not returning to their natal stream, but entering and spawning in some other stream.
Stock	Input value required by the stock-production models. It is the first required value entered into the population dynamics model spreadsheets; for example, stock would be the number of fry, for a fry-to-juvenile step.
Superimposition	Superimposition occurs when a redd site is reused by subsequent female spawners before the embryos (see Alevin) of the earlier arriving spawners have had sufficient time to develop and emerge from the spawning gravels.
Wild	Salmon or <i>O. mykiss</i> produced by natural spawning in fish habitat from parents that were spawned and reared in fish habitat.
Woody debris	Logs, branches, or sticks that fall or hang into rivers that may become submerged at changing river discharge. This debris gives salmonids places to hide and provides food for insects and plants which fish feed upon.
Yolk sac	A small sac connected to alevin which provides them with protein, sugar, minerals, and vitamins. Alevin live on the yolk sac for a month or so before emerging from the gravel and beginning to forage food for themselves.

***Oncorhynchus mykiss* Population Study Study Report W&AR-10**

1.0 INTRODUCTION

1.1 General Description of the Don Pedro Project

Turlock Irrigation District (TID) and Modesto Irrigation District (MID) (collectively, the Districts) are the co-licensees of the 168-megawatt (MW) Don Pedro Project (Project) located on the Tuolumne River in western Tuolumne County in the Central Valley region of California. The Don Pedro Dam is located at river mile (RM) 54.8 and the Don Pedro Reservoir formed by the dam extends 24-miles upstream at the normal maximum water surface elevation of 830 ft above mean sea level (msl; NGVD 29). At elevation 830 ft, the reservoir stores over 2,000,000 acre-feet (AF) of water and has a surface area slightly less than 13,000 acres (ac). The watershed above Don Pedro Dam is approximately 1,533 square miles (mi²).

Both TID and MID are local public agencies authorized under the laws of the State of California to provide water supply for irrigation and municipal and industrial (M&I) uses and to provide retail electric service. The Project serves many purposes including providing water storage for the beneficial use of irrigation of over 200,000 ac of prime Central Valley farmland and for the use of M&I customers in the City of Modesto (population 210,000). Consistent with the requirements of the Raker Act passed by Congress in 1913 and agreements between the Districts and City and County of San Francisco (CCSF), the Project reservoir also includes a “water bank” of up to 570,000 AF of storage. CCSF may use the “water bank” to more efficiently manage the water supply from its Hetch Hetchy water system while meeting the senior water rights of the Districts. CCSF’s “water bank” within Don Pedro Reservoir provides significant benefits for its 2.6 million customers in the San Francisco Bay Area.

The Project also provides storage for flood management purposes in the Tuolumne and San Joaquin rivers in coordination with the U.S. Army Corps of Engineers (ACOE). Other important uses supported by the Project are recreation, protection of the anadromous fisheries in the lower Tuolumne River, and hydropower generation.

The Project Boundary extends from approximately one mile downstream of the dam to approximately RM 79 upstream of the dam. Upstream of the dam, the Project Boundary runs generally along the 855 ft. contour interval which corresponds to the top of the Don Pedro Dam. The Project Boundary encompasses approximately 18,370 ac with 78 percent of the lands owned jointly by the Districts and the remaining 22 percent (approximately 4,000 ac) are owned by the United States and managed as a part of the U.S. Bureau of Land Management (BLM) Sierra Resource Management Area.

The primary Project facilities include the 580-foot-high Don Pedro Dam and Reservoir completed in 1971; a four-unit powerhouse situated at the base of the dam; related facilities including the Project spillway, outlet works, and switchyard; four dikes (Gasburg Creek Dike and Dikes A, B, and C); and three developed recreational facilities (Fleming Meadows, Blue

Oaks, and Moccasin Point Recreation Areas). The location of the Project and its primary facilities are shown in Figure 1-1.

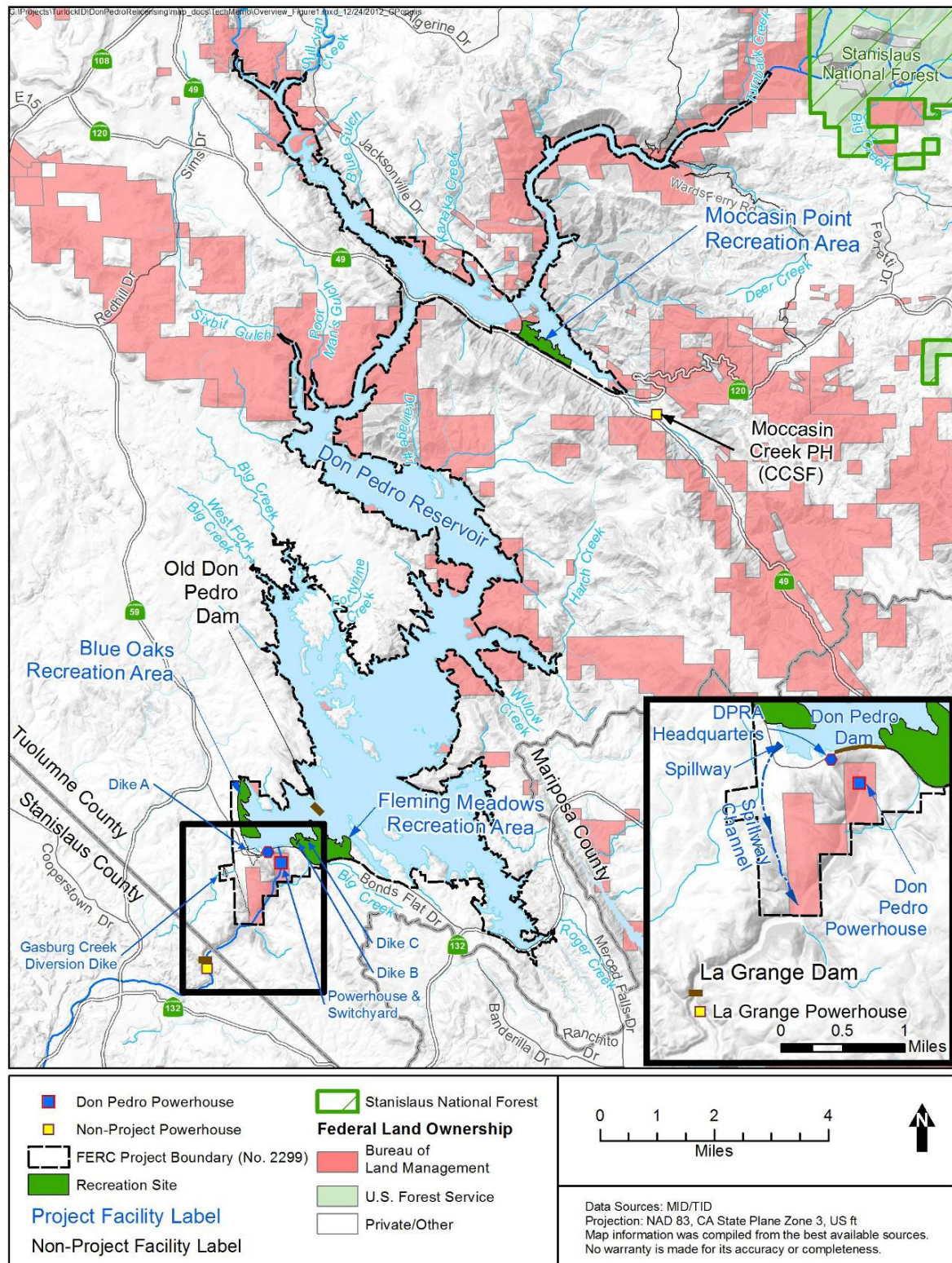


Figure 1-1. Don Pedro Project location.

1.2 Relicensing Process

The current FERC license for the Project expires on April 30, 2016, and the Districts will apply for a new license no later than April 30, 2014. The Districts began the relicensing process by filing a Notice of Intent and Pre-Application Document (PAD) with FERC on February 10, 2011, following the regulations governing the Integrated Licensing Process (ILP). The Districts' PAD included descriptions of the Project facilities, operations, license requirements, and Project lands as well as a summary of the extensive existing information available on Project area resources. The PAD also included ten draft study plans describing a subset of the Districts' proposed relicensing studies. The Districts then convened a series of Resource Work Group meetings, engaging agencies and other relicensing participants in a collaborative study plan development process culminating in the Districts' Proposed Study Plan (PSP) and Revised Study Plan (RSP) filings to FERC on July 25, 2011 and November 22, 2011, respectively.

On December 22, 2011, FERC issued its Study Plan Determination (SPD) for the Project, approving, or approving with modifications, 34 studies proposed in the RSP that addressed Cultural and Historical Resources, Recreational Resources, Terrestrial Resources, and Water and Aquatic Resources. In addition, as required by the SPD, the Districts filed three new study plans (W&AR-18, W&AR-19, and W&AR-20) on February 28, 2012 and one modified study plan (W&AR-12) on April 6, 2012. Prior to filing these plans with FERC, the Districts consulted with relicensing participants on drafts of the plans. FERC approved or approved with modifications these four studies on July 25, 2012.

Following the SPD, a total of seven studies (and associated study elements) that were either not adopted in the SPD, or were adopted with modifications, formed the basis of Study Dispute proceedings. In accordance with the ILP, FERC convened a Dispute Resolution Panel on April 17, 2012 and the Panel issued its findings on May 4, 2012. On May 24, 2012, the Director of FERC issued his Formal Study Dispute Determination, with additional clarifications related to the Formal Study Dispute Determination issued on August 17, 2012.

This study report describes the objectives, methods, and results of the *Oncorhynchus mykiss* (*O. mykiss*) Population Study (W&AR-10) as implemented by the Districts in accordance with FERC's SPD and subsequent study modifications and clarifications. Documents relating to the Project relicensing are publicly available on the Districts' relicensing website at: <http://www.donpedro-relicensing.com/>

1.3 Study Plan

FERC's Scoping Document 2 identified the potential for the Project to contribute to cumulative effects to aquatic resources including anadromous fish. The continued operation and maintenance (O&M) of the Project may contribute to cumulative effects on habitat availability and production of in-river life stages of *O. mykiss*. The *O. mykiss* Population Study Plan (W&AR-10) was accepted by FERC in its December 22, 2011 Study Plan Determination (SPD) with the modifications discussed below.

As recommended by FERC Staff in Element No.1 of the SPD for the *O. mykiss Population Study Plan* (W&AR-10), population modeling includes mechanisms and parameters “that address the association between flows, water temperature, changing habitat conditions, predation, and the population response for specific in-river life-stages including smolts for existing conditions and for potential future conditions.” As recommended in Elements No. 2 through 6, a workshop consultation process was prepared and distributed to relicensing participants on March 20, 2012 that centers upon “Communication recommendations” in the June 2011 *Integrated Life Cycle Models Workshop Report* (Rose et al. 2011), including elements such as a standard glossary of terms and definitions, preparation of presentations and documentation that are tailored to the audience, methods for achieving consensus on key issues between interested participants and the Districts, and applicable conceptual clarifications.

The Districts held the first of two relicensing Workshop meetings on November 15, 2012. Workshop No. 1 was held to review preliminary conceptual models developed as part of the interrelated *Salmonid Information Integration and Synthesis Study* (W&AR-5) (“Synthesis Study”) and to present the approaches and parameters to be used in the development of life-stage-specific population models in accordance with the *O. mykiss Population Study Plan* (W&AR-10). A meeting agenda was provided to relicensing participants on November 5, 2012 and materials presented at the Workshop—preliminary conceptual models and an accompanying narrative—were provided to relicensing participants on November 15, 2012. At the Workshop, relicensing participants and the Districts discussed the model framework and approach for investigating the relative influence of factors identified by the Synthesis Study (W&AR-5). Draft Workshop notes were prepared and distributed to relicensing participants on December 13, 2012 including a preliminary list of processes and parameters for modeling. Comments were received from CDFW on January 14, 2013 and in their filing of the final notes for Workshop No. 1 on March 18, 2013, the Districts responded to comments and provided assurances that the effects of flow and water temperature upon individual life stages would be included in the model.

An additional Workshop is scheduled for October 8, 2013 to review and discuss the selected modeling approach, model calibration and validation, parameter sensitivity testing, as well as the results of a baseline hydrology and water temperature scenario. In addition to *O. mykiss* production estimates provided under the baseline scenario, up to three additional scenarios will be developed in conjunction with relicensing participants. For example, scenarios may be developed representing various Project operations, habitat modifications, or to compare production across years or seasons with dissimilar hydrology and meteorology. The results of these scenarios will be provided to relicensing participants and included in the Draft License Application.

2.0 STUDY GOALS AND OBJECTIVES

The goal of the *O. mykiss* Population Study is to provide a quantitative population model to investigate the relative influences of various factors on the life-stage specific production of *O. mykiss*¹ in the Tuolumne River, identify critical life-stages that may represent a life-history “bottleneck,” and to compare relative changes in population sizes between potential alternative management scenarios. Using historical information as well as results of interrelated relicensing studies, the results of this study will be used to assess the extent to which the relative abundance of *O. mykiss* in the Tuolumne River may be affected by in-river factors.

¹Throughout this report, the term ‘*O. mykiss*’ is used to represent both resident and anadromous life history forms of *Oncorhynchus mykiss*. In circumstances when the discussion is specifically limited to one or the other life history form, the terms ‘rainbow trout’ or ‘resident’ will be used to identify resident *O. mykiss*, whereas the terms ‘steelhead’ or ‘anadromous’ will be used to denote the anadromous form of *O. mykiss*.

3.0 STUDY AREA

Figure 3-1 provides an overview of the broad geographic range of resident and anadromous *O. mykiss* life stages occurring in the Tuolumne River, Delta, and ocean. The study area includes habitat used by in-river life stages (i.e., upmigration, resident and any anadromous spawning, egg incubation, fry/juvenile rearing, as well as smolt emigration of anadromous progeny) along the Tuolumne River from the La Grange Dam (River Mile [RM] 52) downstream to the San Joaquin River confluence (RM 0).

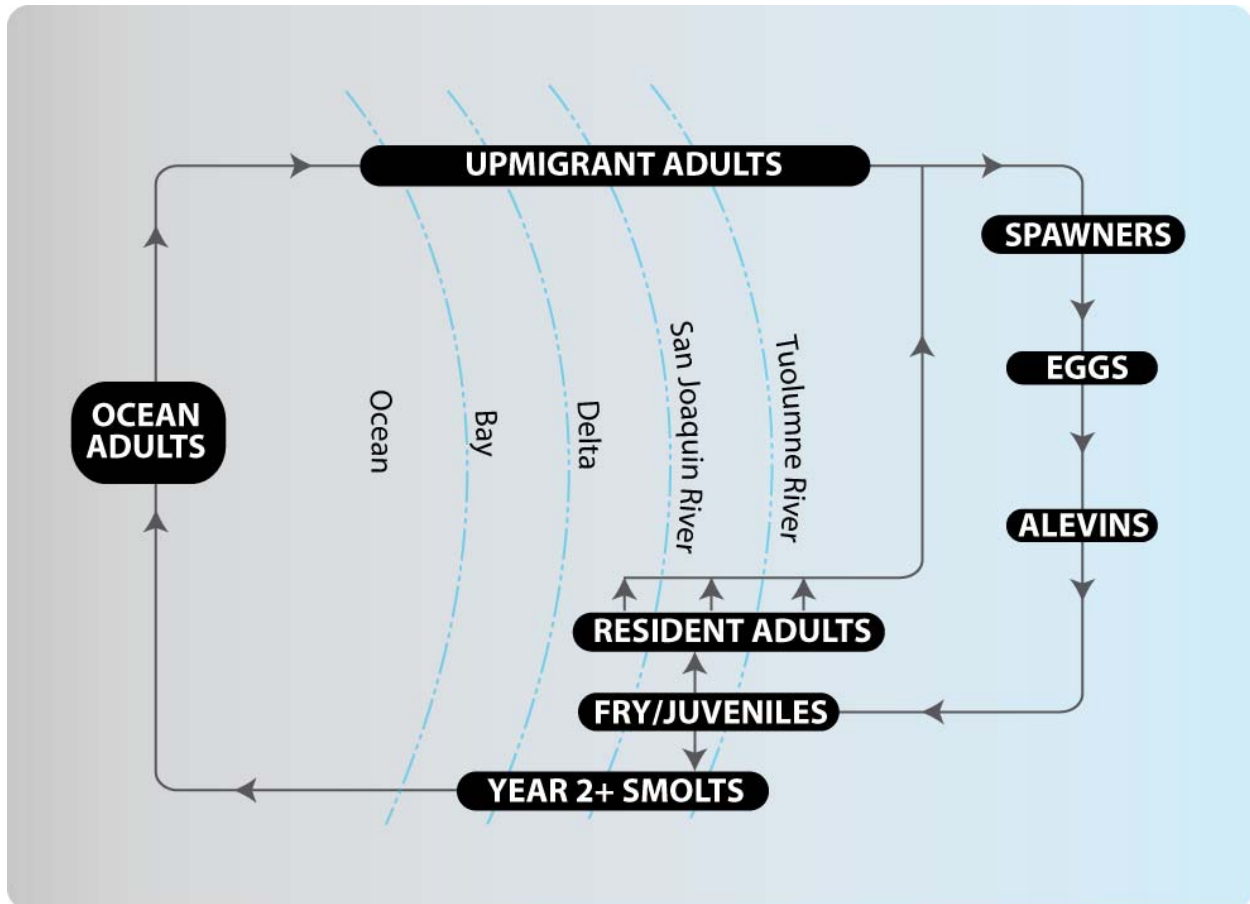


Figure 3-1. Generalized distribution of resident and anadromous *O. mykiss* life stages using the Tuolumne River, San Joaquin River, Bay-Delta, and Pacific Ocean.

As discussed in the Synthesis Study (W&AR-5), *O. mykiss* exhibit a variety of life history patterns (Shapovalov and Taft 1954, Quinn and Myers 2005). Information regarding anadromous *O. mykiss* entering the Tuolumne River is very limited and the great majority of fisheries and habitat data collected on the Tuolumne River likely represent resident rainbow trout. Following the generalized life history timing for the Stanislaus River (NMFS 2009), Table 3-1 provides a generalized life-history timing assumed for the Tuolumne River. Spawning of adults may occur from December through April (light grey cells), with peak activity assumed to occur in February and March (dark grey cells). Following egg incubation for 2–3 months (peak activity assumed to

occur in March and April), Age 0+ fry and juveniles over-summer, with in-river rearing of multiple adult age-classes (Age 1+, 2+, 3+, 4+ and older) during the following year(s).

Table 3-1. Generalized life history timing for Central Valley steelhead and rainbow trout in the lower Tuolumne River

Life Stage	Fall			Winter			Spring			Summer		
	(Sep-Nov)			(Dec-Feb)			(Mar-May)			(Jun-Aug)		
Adult Upstream Migration												
Adult Spawning												
Egg Incubation and Fry Emergence												
Rearing (Age 0+, 1+, and older)												
Smolt Outmigration												

Note: Timing adapted from Stanislaus River data in NMFS (2009) with periods of life-stage absence (no shading), potential presence (grey), and peak activity (dark grey) shown.

Information on life-history timing specific to the Tuolumne River is limited. Nevertheless, *O. mykiss* spawning documented between January and April 2013 as part of the *Redd Mapping Study* (W&AR-8) as well as historical observations of fry sized fish (<50 mm fork length [FL]) in summer snorkel surveys documented as part of the Synthesis Study (W&AR-5) are consistent with the assumed spawning timing in Table 3-1. The low rates of anadromy suggested by Zimmerman et al. (2009) suggest little evidence of a self-sustaining steelhead run occurring on the Tuolumne River, emigration of any anadromous *O. mykiss* smolts would potentially occur as early as Age 1+ or older, with Age 2+ as the most common age at smolting reported in Central Valley rivers supporting steelhead populations (McEwan 2001).

4.0 METHODOLOGY

The *O. mykiss* Population Study builds upon existing literature and information identified in the interrelated Synthesis Study (W&AR-5), including monitoring data collected as part of previously conducted Tuolumne River monitoring efforts, more recent data from interrelated relicensing studies, as well as previous population modeling efforts in the Central Valley. As detailed further below, the population model development is separated into four steps: (1) conceptual model review and refinement, (2) quantitative model development, (3) sensitivity analyses, and (4) evaluation of relative *O. mykiss* production under current and potential future Project operations.

4.1 Conceptual Model Refinement and Functional Relationships

Potential density-dependent and density-independent factors affecting in-river life-stages of *O. mykiss* in the Tuolumne River were identified as part of the initial conceptual model development in the Synthesis Study (W&AR-5). A workshop was held with relicensing participants on November 15, 2012 to consider preliminary conceptual models and to identify and discuss the relevant factors and preliminary parameters to be included in the model (Section 1.3). Attachment A provides graphical depictions of primary factors for modeling of in-river *O. mykiss* life stages. The following sections draw upon these sources and additional information in developing functional relationships to represent the effects of flow upon physical habitat (e.g., areas of suitable depth and velocity) as well as indirect effects of flow and seasonal air temperatures during upmigration of any steelhead; adult *O. mykiss* spawning; egg incubation and fry emergence, in-river juvenile rearing, adult residency, as well as potential emigration of any steelhead smolts.

4.1.1 Adult Upmigration and Spawning

4.1.1.1 Migration Timing and Spawner Movement

Information reviewed as part of the Synthesis Study (W&AR-5) suggests very low rates of *O. mykiss* immigration into the Tuolumne River, either as resident or anadromous *O. mykiss*. Since counting weir operations at RM 24.5 were initiated in 2009, upstream passage of a single *O. mykiss* was documented on November 7th in the first year of operation, no observations occurred in Fall 2010, four individuals were detected in 2011 (two on September 20, one on September 23 and one on November 15) (TID/MID 2012, Report 2011-8), three were detected in October 2012 (TID/MID 2013, Report 2012-6). Including these weir detections and *O. mykiss* spawning activity documented between January and April 2013 as part of the *Redd Mapping Study* (W&AR-8), timing of spawning activity potentially spans September through May since weir monitoring began in 2009. However, because so little information on spawning migrations of *O. mykiss* into the Tuolumne River exists, potential upmigration and spawning timing is represented on the basis of the timing assumed from the Stanislaus River (Table 3-1). Although McCullough et al. (2001) suggested high temperatures on the order of 21°C (69.8°F) were associated with upstream migratory blockages for steelhead on the Snake River (WA), as discussed in the Synthesis Study (W&AR-5) the majority of adult upmigrants would be expected to enter the Tuolumne under lower temperatures during fall and winter (Table 3-1). On the basis of acoustic telemetry studies of summer-run steelhead in the Columbia River basin, English et al. (2006)

documented migration rates on the order of 17–23 km/day (11–23 mi/day). However, because weir passage rates are very low in the Tuolumne River, any potential steelhead spawners assumed to arrive at the weir in future modeling scenarios will be assumed to arrive at preferred habitat locations within 1–2 days of passing through the weir.

4.1.1.2 Spawning Habitat Use

Selection of suitable habitat by spawning female *O. mykiss* is affected by (1) the availability of suitably-sized spawning gravels, (2) site-specific hydraulic conditions (i.e., depth, velocity, hyporheic flows), and (3) avoidance of locations with unsuitable water temperatures. Use of weighted usable area (WUA) estimates for predicting spawning habitat use is based upon comparison of 2-dimensional (2D) modeling results with spawning redd locations on the Yuba River (Gard 2010) as well as on the Klamath River (Hardy and Addley 2001). On this basis, spawning habitat availability for the model is estimated from directly mapped areas of suitable gravels in riffle habitats from the *Spawning Gravel Study* (W&AR-4). Using 1-dimensional (1D) PHABSIM modeling from the *Lower Tuolumne River Instream Flow Study* (Stillwater Sciences 2013), areas of suitable gravels are re-scaled to areas at other flows based upon the relative amounts of WUA occurring within individual reaches of the lower Tuolumne River. Figure 4-1 shows the variation of total usable area with discharge as estimated within riffle habitats of various sub-reaches of the lower Tuolumne River.

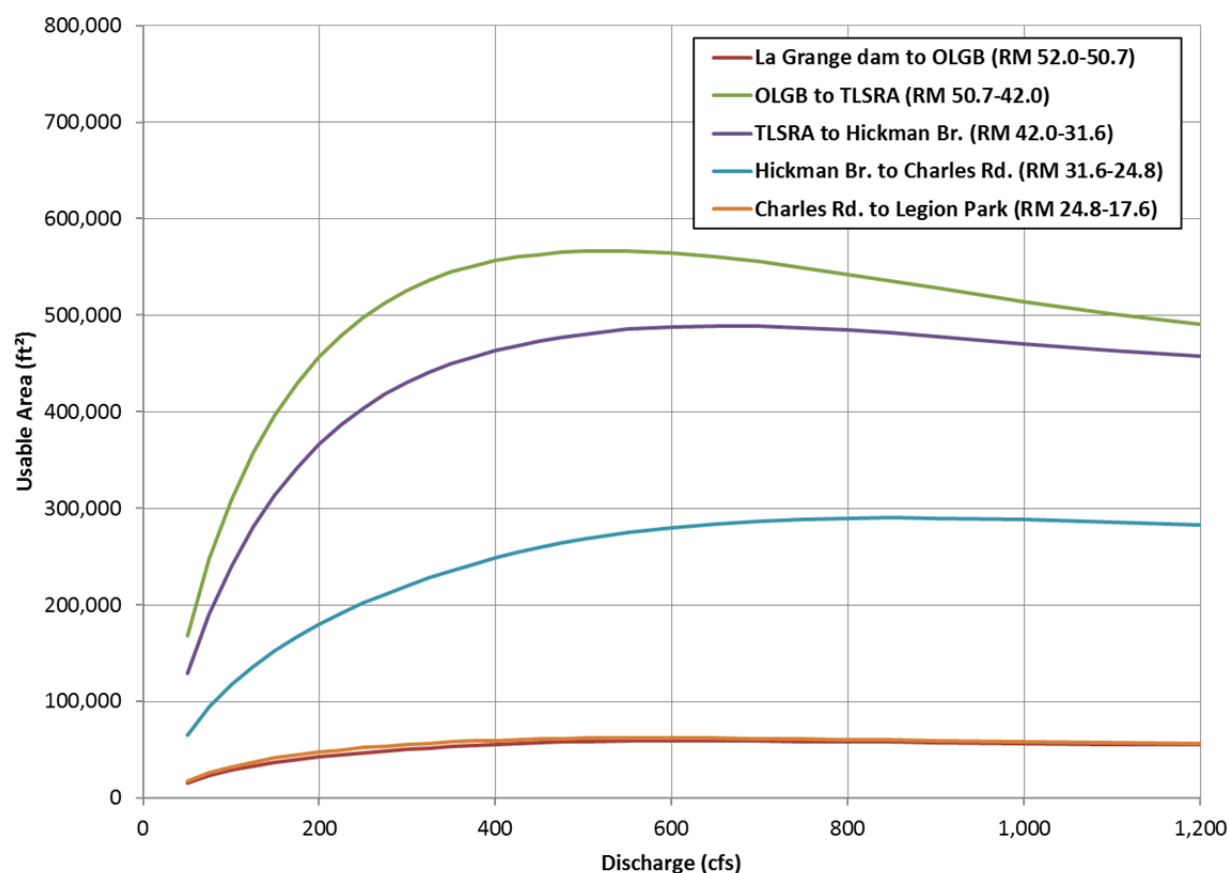


Figure 4-1. Variation of usable spawning area estimates with discharge for *O. mykiss* in sub-reaches of the lower Tuolumne River.

In order to address any potential temperature limits for spawning habitat selection, area estimates provided in Figure 4-1 are truncated to exclude sub-reach area contributions occurring downstream of locations exceeding the water temperature threshold for spawning, as determined by historical thermograph records as well as the *Lower Tuolumne River Temperature Model Study* (W&AR-16). Although no literature information could be identified regarding upper temperature limits for spawning initiation, maximum temperature limits for spawning are assumed to be on the order of 15°C (59°F) inferred from egg mortality thresholds for resident *O. mykiss* (Velsen 1987) as well as steelhead (Rombough 1988). Although McCullough et al. (2001) suggested that body cavity temperatures in salmon spawners may be several degrees cooler than ambient conditions, *O. mykiss* spawners are assumed to avoid locations with water temperature above this threshold with spawning habitat selection limited to cooler locations.

In addition to the effects of hydraulic and water temperature conditions upon spawning habitat selection, results of the *Salmonid Redd Mapping Study* (W&AR-8) were examined to identify any apparent spawning preferences for *O. mykiss*. Figure 4-2 shows cumulative gravel availability occurring downstream of mapped redd locations, with approximate redd locations shown as a secondary (upper) axis.

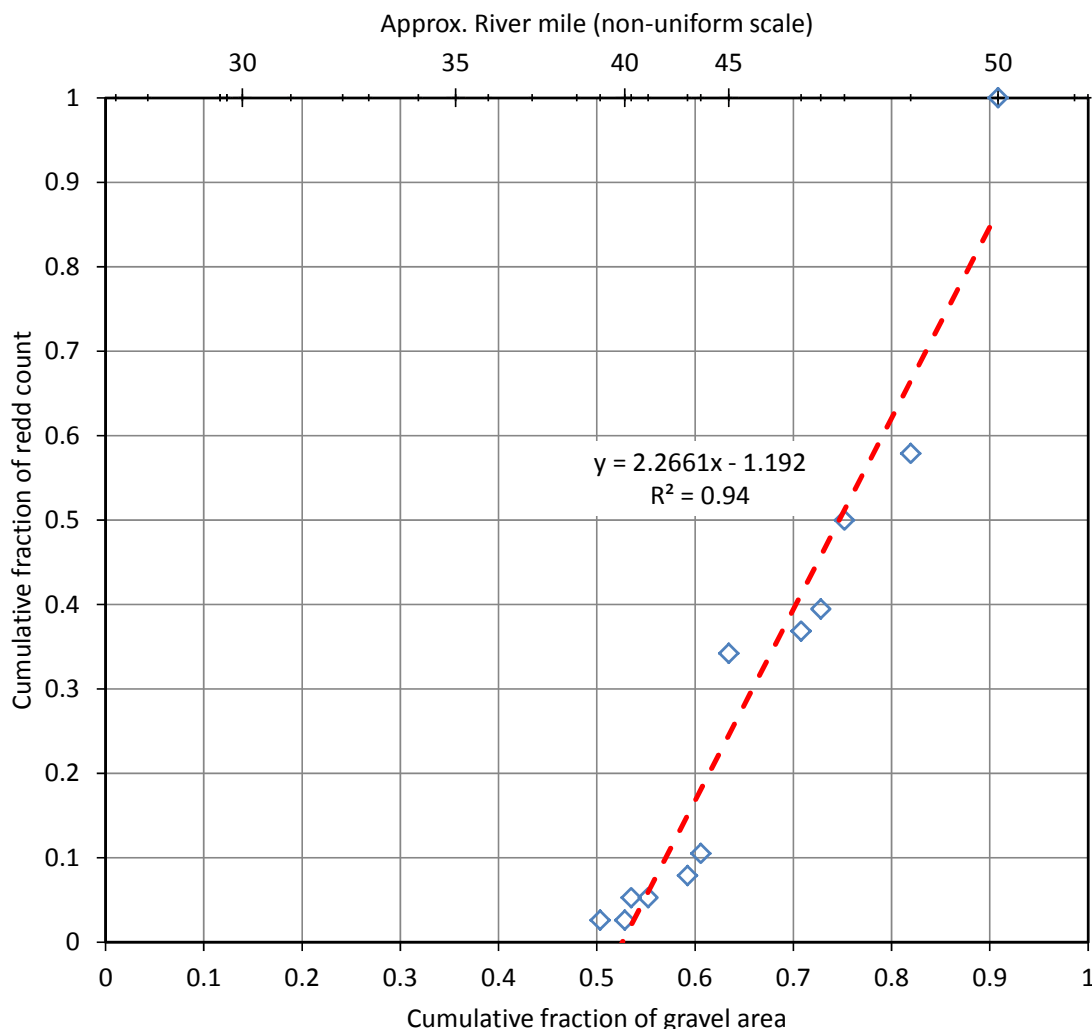


Figure 4-2. Cumulative proportion of total *O. mykiss* spawning activity (2013) as a function of total spawning gravel areas occurring downstream of mapped redds.

Unlike spawning habitat use patterns for Chinook salmon mapped as part of the *Salmonid Redd Mapping Study* (W&AR-8), no *O. mykiss* spawning occurred downstream of RM 39 in 2013 and habitat use upstream of this location occurred in direct proportion to available gravel area (Figure 4-2). Although the sample size is small (n=38 spawners at 12 riffles), approximately 50% of *O. mykiss* redds in 2013 were located within the 75% of the spawning gravels mapped downstream of approximately RM 48, with the other 50% of spawning occurring within the remaining 25% of the spawning gravels mapped as part of the *Spawning Gravel Study* (W&AR-4) located between RM 48 and the La Grange powerhouse tailrace (RM 51.5). The fitted line in Figure 4-2 represents this apparent preference based on the model in Equation 1 below.

$$G(i) = -1.192 + 2.2661 F(i) \quad \text{Equation 1}$$

Equation 1 represents the fitted preference line in Figure 4-2, where $F(i)$ is the cumulative fraction of gravel availability and $G(i)$ is the cumulative fraction of the female spawners expected to spawn within and downstream of riffle number (i).

Depending upon the spawner preferences discussed above, adult female *O. mykiss* arriving at a particular location will construct redds over a period of several days. Although information reviewed as part of the Synthesis Study (W&AR-5) indicated that typical *O. mykiss* redd sizes were on the order of 47 ft² (4.4 m²) based on studies conducted in Washington and Idaho (Hunter 1973, Reiser and White 1981), redd sizes estimated as part of the *Salmonid Redd Mapping Study* (W&AR-8) were smaller, averaging 0.9 m² (9.2 ft²) in 2013 (n=31). This is also smaller than the 1.7 m² (18 ft²) reported in steelhead redd surveys (n=399) on the American River between 2002–2005 (Hannon and Deason 2005), which suggests that spawning in the Tuolumne River is by smaller (i.e., predominantly resident) *O. mykiss*. Using the Tuolumne River estimate, defended areas for individual females are assumed to be approximately four times the redd size (Burner 1951), or 3.4 m² (37 ft²).

No evidence of redd superimposition by *O. mykiss* was found on the Tuolumne River in 2013 as part of the *Salmonid Redd Mapping Study* (W&AR-8), but redd superimposition is assumed to potentially occur and modeled within suitable gravel areas (Figure 4-1) on the basis of redd size and spawner preferences (Equation 1). Bjornn (1991) indicated that typical redd defense times for steelhead were on the order of 1–2 days, with Briggs (1953) indicating that male and female steelhead moved downstream shortly after spawning in coastal streams. Redd defense times for rainbow trout were assumed to be of similar magnitude as these estimates for coastal steelhead.

4.1.1.3 Spawning and Egg Deposition

All *O. mykiss* have the ability to spawn more than once (iteroparous) and both resident and anadromous life history variants can be produced from either resident or anadromous parents (Hallock 1989, Zimmerman et al. 2009) or a combination thereof (Thrower et al. 2004; Olsen et al. 2006; Courter et al. 2013). Because no *O. mykiss* spawning or fecundity data are available for the Tuolumne River or San Joaquin River tributaries, spawner fecundity and egg deposition is estimated based upon fish size and egg count data from Scott Creek (Shapovalov and Taft 1954). Parameterization of these data by Satterthwaite et al. (2009) is shown in Equation 2 as a function of length (*L*) in millimeters. Fish size at spawning is based upon *O. mykiss* age structure documented in 2012 as part of the *O. mykiss* Scale Collection and Age Determination Study. Probabilities of sexual maturity and repeat spawning at a given age are assumed from Courter et al. (2009) based on mixed populations of steelhead and resident rainbow trout populations from the Yakima River, WA.

$$\text{Eggs} = 0.007236 \times L^{2.1169} \quad \text{Equation 2}$$

To estimate the probability of smoltification on the basis of anadromous parentage (Section 4.1.6), the model allows for cross-ecotype spawning between resident and anadromous *O. mykiss*. For any steelhead assumed to migrate into the lower Tuolumne River, the frequencies of crossings, that is, the probability that eggs from an anadromous female will be fertilized by a resident male or eggs from a resident female by an anadromous male are determined by the relative abundances of resident males (f_r) and anadromous males (f_a). To account for the probability that eggs of resident or anadromous origin females may be fertilized by these males, Table 4-1 shows the result of a sequence of the probability of encounters between a particular female and various males.

Table 4-1. Probability of spawning between resident and anadromous male/female pairings

Origin of female	Probability that eggs will be fertilized by either:	
	resident male	anadromous male
Resident	$\frac{f_r F_r}{f_r F_r + f_a}$	$\frac{f_a}{f_r F_r + f_a}$
Anadromous	$\frac{f_r}{f_r + f_a F_a}$	$\frac{f_a F_a}{f_r + f_a F_a}$

The parameters F_r and F_a represent “spawning fidelity” of resident and anadromous female spawners, each estimated as the ratio of two probabilities: (1) the probability that a female of a particular origin will allow her eggs to be fertilized by a male of the same origin, divided by (2) the probability that the same female will allow her eggs to be fertilized by a male of the other origin. For example, if F_r is high it is more likely that resident females will spawn with resident males. Estimation of these parameters is based upon data and reviews by McMillan et al. (2007), who showed higher spawning fidelity between resident and anadromous males with anadromous females than either ecotype spawning with resident females.

4.1.1.4 Mortality During Upmigration and Spawning

Potential sources of pre-spawn mortality during upmigration and arrival on the spawning gravels include exposure of spawning adults to elevated water temperatures with varying probabilities of direct or delayed mortality (McCullough et al. 2001). However, because no occurrences of pre-spawn mortality due to elevated water temperatures were identified for the Tuolumne River or other rivers of the Central Valley, mortality during upmigration and spawning is considered to be negligible and is not represented in the model. Rainbow trout and steelhead are iteroparous, spawning more than once in a lifetime. Repeat spawning rates of 50% have been estimated for rainbow trout in the Deschutes River (OR) (Schroeder and Smith 1989). Multiple spawning events per lifetime were documented in Scott Creek (CA) steelhead by Shapovalov and Taft (1954). Post-spawn survival is assumed to be 41% for resident *O. mykiss* (Satterthwaite et al. 2009) as well as steelhead. This is of similar magnitude as found for in recent steelhead kelt reconditioning programs conducted at the Coleman National Fish Hatchery on Battle Creek, CA (Provencher 2012) and the Yakama Nation’s Prosser Hatchery on the Yakima River, WA (Courter et al. 2013).

4.1.2 Egg Incubation

4.1.2.1 Embryo Development

Normal *O. mykiss* egg development times depend primarily upon water temperature as well as initial egg weight. Conventional degree-day models used in hatchery operations accumulate the exposure time of the eggs as the daily mean water temperature, predicting egg hatch and alevin “swim-up” when some thresholds are reached. After egg deposition, typical hatch times of 20–100 days have been observed, depending upon water temperature (Shapovalov and Taft 1954, Beacham and Murray 1990). Water temperature degree-day models have been used to

successfully predict emergence timing of Chinook salmon fry (TID/MID 2007, Report 2006-7). Recognizing that accumulated degree days or accumulated thermal units (ATUs) to hatching and emergence vary slightly with temperature (Leitritz and Lewis 1976) as well as with egg weight (Beacham and Murray 1990), *O. mykiss* fry emergence is assumed to occur after accumulation of 647 ATU (°C) in the spawning gravels (Burton and Little 1997).

4.1.2.2 Embryo Mortality during Incubation

O. mykiss egg mortality is assumed to occur through redd superimposition, exceedance of laboratory based estimates of water temperature mortality thresholds (e.g., UUILT), or impairment of intra-gravel flow conditions due to excess fines. Information reviewed as part of the Synthesis Study (W&AR-5) suggested that it is unlikely that intragravel water temperature conditions contribute to high rates of egg mortality of *O. mykiss* on the Tuolumne River. Nevertheless, to allow evaluation of a broad range of flow and water temperature conditions using the completed model, an initial acute mortality threshold of 15°C (59°F) was included based upon a literature review by Myrick and Cech (2001). This is consistent with multiple studies summarized by McCullough et al. (2001) showing large losses of steelhead and rainbow trout eggs within the range of 15–16°C (59–61°F).

In addition to potential mortality due to water temperature, redd superimposition can be a major mortality factor for eggs and alevins that results in a density-dependent relationship in which subsequent fry production is inversely proportional to spawning escapement size (McNeil 1964). As discussed in the Synthesis Study (W&AR-5), very low levels of redd superimposition (1 of 51 redds, or 2%) by steelhead in the Mokelumne River were documented by Del Real and Rible (2009). Nevertheless, as discussed in Section 4.1.1.2, redd superimposition is included in the model with potential egg mortality occurring on the fraction of redd area superimposed.

The Districts have conducted a range of gravel quality studies related to Chinook salmon egg survival-to-emergence (TID/MID 1992, Appendix 8; TID/MID 2001, Report 2000-6; TID/MID 2007, Report 2006-7). Estimates of *O. mykiss* egg survival-to-emergence for the lower Tuolumne River are on the order of 45% based upon bulk gravel quality samples collected in 1988 (TID/MID 1992, Appendix 8) using the Tappel and Bjornn (1983) model at a function of percent fine sediments smaller than 9.5mm and 0.85mm.

4.1.3 Fry Rearing

4.1.3.1 Fry Habitat Use

After hatching, *O. mykiss* alevins remain in the gravel for two to three weeks and absorb their yolk sac before emerging from the gravels into the water column (Shapovalov and Taft 1954). Following emergence, fry rearing generally occurs in low velocity, shallow water habitat along channel margins (Everest and Chapman 1972). Because Chinook salmon fry rearing habitat use has been related to PHABSIM modeling of WUA at the site scale in studies by USFWS (1991) and direct observation was used in the validation of *O. mykiss* habitat suitability criteria (HSC) for the Tuolumne River (Stillwater Sciences 2013), in-channel fry rearing habitat availability was estimated as a function of flow and WUA within individual sub-reaches (Figure 4-3). Reach-specific estimates of carrying capacity are calculated on the basis of usable habitat (Figure

4-3) and the maximum attainable densities under optimum habitat conditions (e.g., Burns 1971). The maximum attainable fry density is estimated at 1.1 fry/ft² based upon territory size estimates at a 50 mm FL using relationships by Grant and Kramer (1990). Although no information on maximum attainable fry rearing density for fish smaller than 50 mm FL was identified in recent monitoring summaries of the Tuolumne River or other San Joaquin River tributaries as part of the Synthesis Study (W&AR-5), this maximum density estimate is comparable to those from territory size estimates for fry (39–50 mm TL) by Keeley (1998) from the Salmon and Chilliwack Rivers in British Columbia.

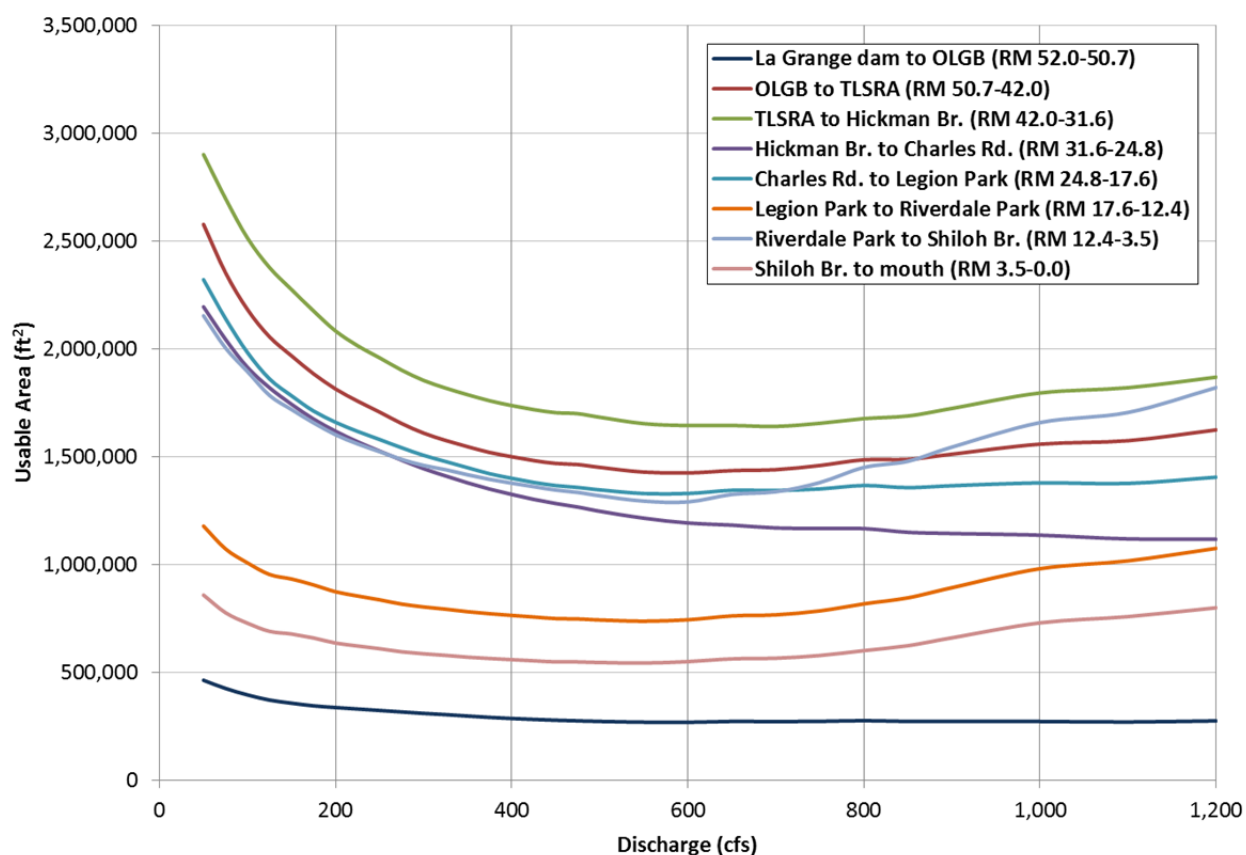


Figure 4-3. Variation of usable fry rearing area estimates with discharge for *O. mykiss* in sub-reaches of the lower Tuolumne River.

Newly emerged *O. mykiss* fry seek cover from high flows in larger substrates (Everest and Chapman 1972) and generally have not been found using floodplain habitats in the Tuolumne River or in floodplain studies in the Cosumnes River (Moyle et al. 2007). However, for any fry potentially using floodplain habitats, rearing habitat availability was estimated by expansion of WUA estimates at study sites evaluated by 2D modeling as part of the *Pulse Flow Study Report* (Stillwater Sciences 2012a). WUA at these study sites was determined by summation of the combined (depth and velocity) suitability for each polygon across the model grid. The resulting site-scale usable habitat estimates at each flow were then expanded in proportion to overbank inundation areas occurring within individual Tuolumne River sub-reaches (Figure 4-4) using digitized historical aerial photography collected as part of the Tuolumne River GIS development (TID/MID 1997, Report 96-14). Figure 4-4 represents the estimate of usable overbank habitat

availability from these existing information sources without consideration of fry movement (Section 4.1.3.2) or temperature suitability (4.1.3.4). As noted in Stillwater Sciences (2012a), the 2D model-derived estimates of suitable habitat at the site scale may not represent all conditions occurring river-wide and the Districts have developed a study plan to conduct a *Lower Tuolumne River Floodplain Hydraulic Assessment* (W&AR-21) recommended by FERC in the May 21, 2013 Determination on Requests for Study Modifications and New Studies for the Don Pedro Hydroelectric Project. Depending upon the degree to which usable overbank habitat estimates developed as part of this new study differ from those used in Figure 4-4 as well as whether those results alter model predictions, the results of this study may be updated.

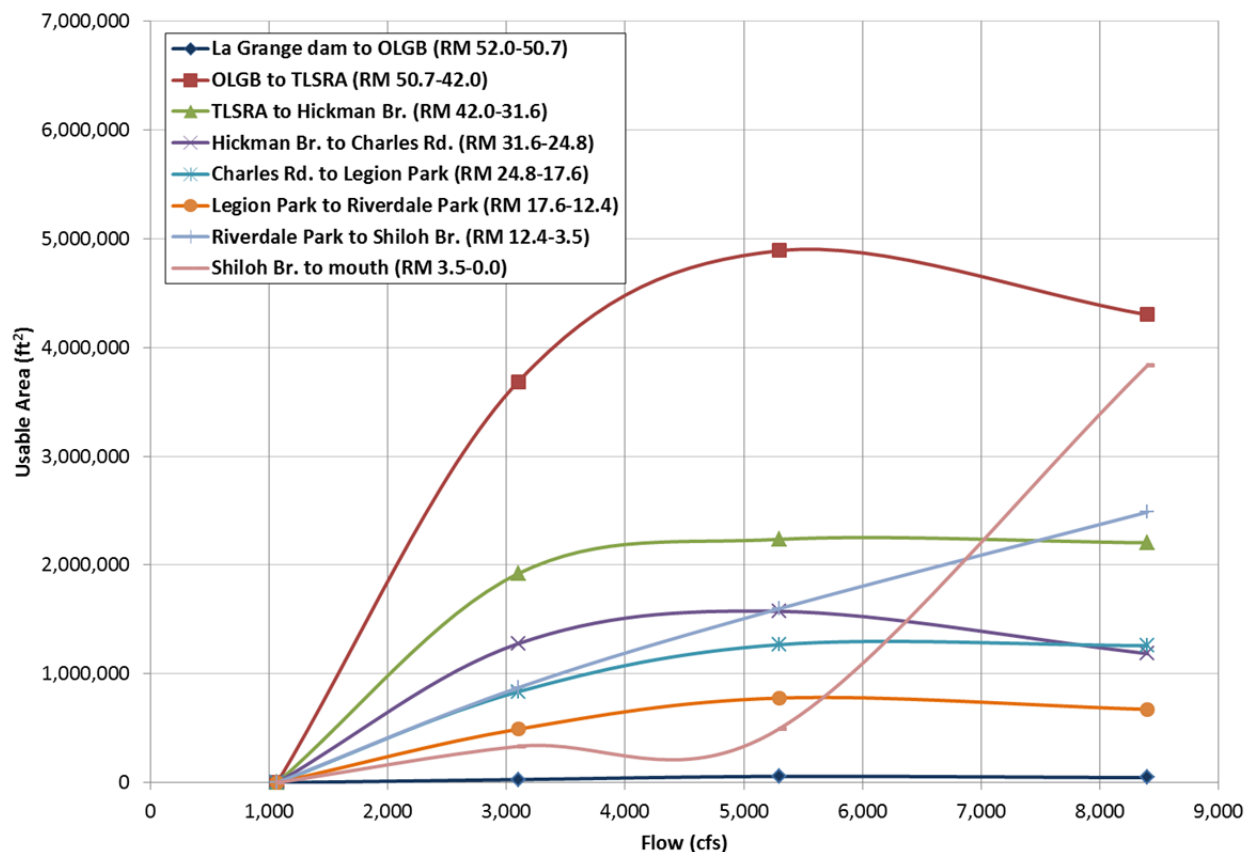


Figure 4-4. Estimated total usable overbank habitat for Tuolumne River *O. mykiss* fry.

4.1.3.2 Fry Movement

In most years, low numbers of *O. mykiss* fry have been documented in routine seining surveys during April and May in the Tuolumne River (Ford and Kiriara 2010) or as part of annual rotary screw trap (RST) monitoring conducted between January and early June (Stillwater Sciences 2012b). Seine recoveries of fry-sized fish (24–49 mm FL) are generally restricted to sites upstream of RM 42, with snorkel observations of larger juveniles (Section 4.1.4.2) extending downstream of this location in some years. Although insufficient *O. mykiss* seining and RST data are available to estimate downstream movement of emergent fry, the following movement assumptions are applied.

Based upon the high proportions of Chinook salmon fry to total seasonal passage in RST sampling near Grayson (RM 5.2) in years following high escapements as well as during years with extended flood control releases such as occurred in 2011 (TID/MID 2012, Report 2011-4), 30% of all *O. mykiss* fry are assumed to emigrate from the Tuolumne River following emergence, with the remainder assumed to be displaced for a period of 30 minutes. This early emigration is generally consistent with mechanisms of flow displacement as well as volitional emigration found in other systems (Healey 1991). To provide an estimate of the displacement distance at varying discharges, the displacement period is multiplied by reach-specific estimates of channel velocity developed using transect-based information from the PHABSIM Study (Stillwater Sciences 2013) fitted to a simple hydraulic geometry relationship between velocity (v) and stream discharge (Q) by Leopold and Maddock (1953). The relationship shown in Equation 3, with parameters k , and m selected to reproduce slightly lower movement rates than those fitted as part of the *Chinook Salmon Population Model Study* (W&AR-6). The rationale for this relates to the limited observations of *O. mykiss* in downstream habitats in historical seine surveys summarized as part of the Synthesis Study (W&AR-5) as well as the greater swimming ability of Age 0+ fry and juveniles relative to Chinook salmon (Cavallo et al. 2003; Everest and Chapman 1972).

$$v = kQ^m \quad \text{Equation 3}$$

In addition to volitional emigration following emergence, fry movement may be attributed to potential competitive exclusion from near-shore rearing locations due to limited habitat availability, with a daily movement probability of 0.05 d^{-1} and 2-hr movement period and velocity estimate (Equation 3) as estimated in the *Chinook Salmon Population Model Study* (W&AR-6). For areas with fry densities in excess of habitat carrying capacity, fry movement is re-initiated using the duration and velocity estimates described above.

It should be noted that the potential occurrence of higher flow events corresponding to floodplain inundation (Figure 4–4) during fry rearing periods (April–May) would have the effect of displacing *O. mykiss* fry into downstream habitats that are subject to unsuitable water temperatures during summer. Although some studies have shown avoidance of habitats with water temperatures as high as 24°C (75°F) (Myrick and Cech 2001), no avoidance behavior by fry is included in the model for temperatures in excess of this level because of the poor swimming ability of the fry life stage. That is, since fry are assumed to be unable to move upstream, displacement into downstream habitats by early season high-flows may potentially subject these fish to subsequent temperature related mortality (Section 4.1.3.4) during summer.

4.1.3.3 Fry Growth

For newly emerged fry at a size of approximately 24 mm FL (Shapovalov and Taft 1954), growth is modeled as a function of water temperature and estimated food availability for various sub-reaches of the lower Tuolumne River using a growth model by Satterthwaite et al. (2009) shown in Equation 4. Specific growth rate (g) (% weight change/day) for a fish of weight W (g) at temperature T ($^\circ\text{C}$) is given as a function of the maximum consumption rate GM and catabolic costs GC reflecting breakdown of cellular tissues.

$$g = \frac{a}{a+\kappa}GC - (1 + a)GM, \quad \text{where} \quad \text{Equation 4}$$

$$a = \max(\sqrt{\kappa GC / GM} - \kappa, 0), \text{ and}$$

$$GC = \Psi(T) f_c W^{0.86-1}, \text{ GM} = \alpha e^{0.071T}$$

To allow the use of a broad range of optimum growth rates as a function of temperature, Equation 5 includes a Thornton-Lessem (1978) function Ψ , with all parameters except foraging activity (a) and energy consumption (κ) assumed to be constants, applicable to coastal and Central Valley steelhead populations (Satterthwaite et al. 2009, 2010). Equation 4 is similar to more general bioenergetic models, where food availability provides the energy for foraging, temperature controls the metabolic processes, and body weight is used to scale the metabolic processes according to the body size of the growing fish. The foraging activity (a) is chosen so as to maximize growth for a given weight, water temperature, and energy consumption kappa (κ). Kappa, which may be considered as the inverse of food ration (Rf) availability for foraging fish within particular rearing habitats, is the feeding activity level needed for a fish to reach half its maximum daily energy consumption.

Initial parameter estimates for Equation 4 follow those used by Satterthwaite et al. (2010) for Mokelumne River *O. mykiss* populations, with adjustments made in the calibration step to match the observed length to weight relationship (Figure 4-5) as well as interannual growth rate estimates obtained from the *O. mykiss Scale Collection and Age Determination Study* (W&AR-20). As documented in the Synthesis Study (W&AR-5), with the exception of stomach content samples collected in Chinook salmon juveniles near the San Joaquin River confluence during high flow conditions occurring in 1983 and 1986, ration estimates at locations downstream of Modesto (RM 16.2) were generally lower than those samples collected nearer to La Grange Dam (RM 52.2) (TID/MID 1997, Report 96-9). Although no equivalent stomach content sampling has been conducted on *O. mykiss* in the Tuolumne River due to permitting restrictions on handling potential ESA-listed species, food availability levels in the lower Tuolumne River are relatively high, consistent with relatively high length at age of adults sampled as part of the *O. mykiss Scale Collection and Age Determination Study* (W&AR-20). Although no direct studies of overbank habitat use or growth have been conducted on the Tuolumne River, because of higher growth rates observed for juvenile Chinook in published floodplain rearing studies (Sommer et al. 2001; Jeffres et al. 2008), correspondingly lower energy consumption requirements (κ) are assumed within Equation 4 for any *O. mykiss* fry rearing in overbank habitat areas.

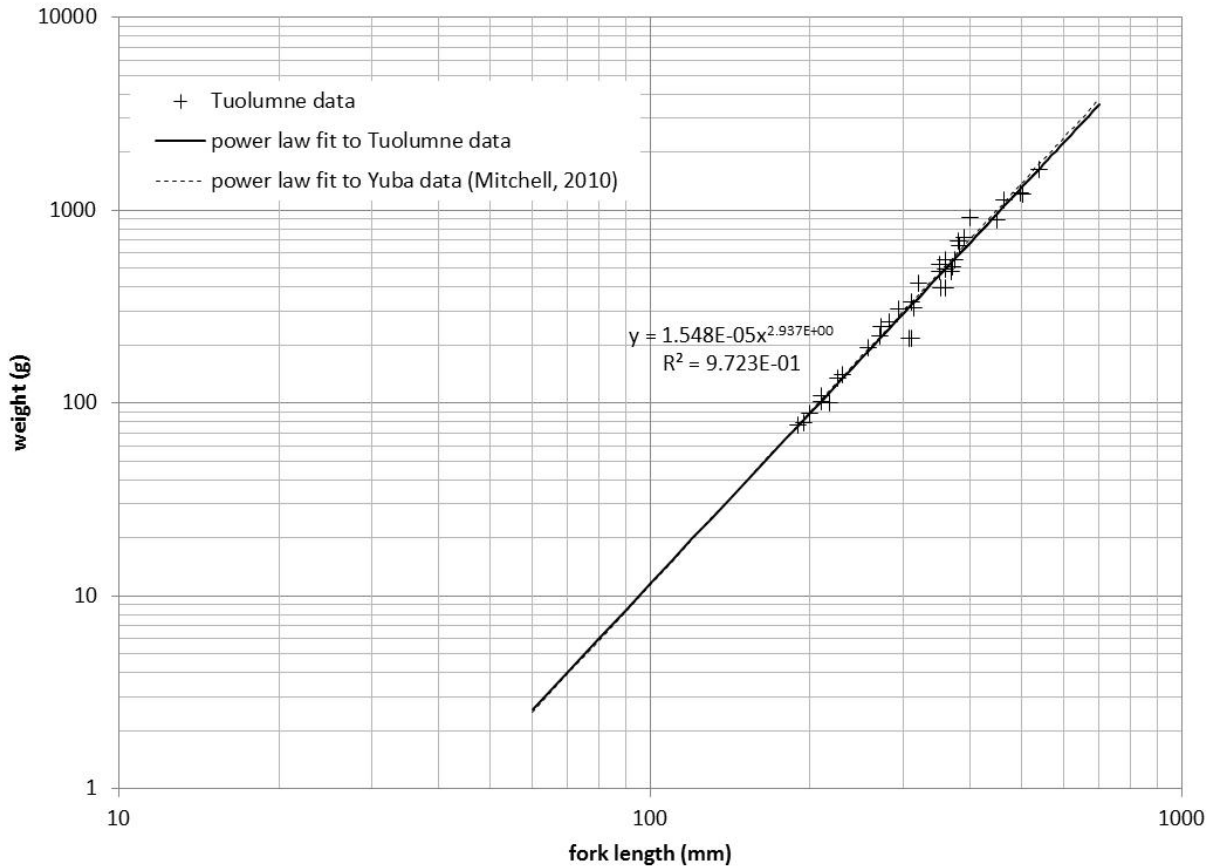


Figure 4-5. Length vs. Weight relationship for *O. mykiss* in the Tuolumne River (2012) compared with power law from Mitchell 2010).

Figure 4-5 shows weight-length conversions obtained by linear regression of log-weight and log-length of fish collected for scale samples using hook and line sampling in the Tuolumne River between February and April 2012. To broaden the represented size range to smaller fish (Age 0+ and Age 1+), these data are plotted in comparison to additional length-weight data collected in 2000 and 2001 from the Yuba River by Mitchell (2010). Because Figure 4-5 shows the two relationships differ only slightly across the size ranges represented in the Yuba River study (68–720 mm FL), use of the Tuolumne River-specific relationship was considered justified.

4.1.3.4 Fry Mortality

Potential mortality sources to fry include predation effects due to the relative habitat availability for predators and juvenile *O. mykiss* as well as due to high water temperatures. As summarized in the Synthesis Study (W&AR-5), many of the same mechanisms affecting Chinook salmon fry survival in habitats preferred by predatory fish species also apply to *O. mykiss* fry. However, because no survival data are available for *O. mykiss* fry on a reach- or river-wide scale, survival is estimated using parameterization applicable to Chinook salmon fry as part of the *Chinook Salmon Population Model Study* (W&AR-6). Specifically, predation mortality of fry due to displacement from near-shore rearing areas is estimated on the basis of exposure time as an exponential function of the instantaneous mortality $m(t)dt$ between times t_1 and t_2 shown in Equation 5 below.

$$Survival = e^{-\int_{t_1}^{t_2} m(t)dt} \quad \text{Equation 5}$$

In addition to fry predation mortality, fry emerging during late spring may potentially be subject to water temperature related mortality during periods of hot weather. *O. mykiss* mortality rates vary substantially between strains and with acclimation temperature, with the critical thermal maxima (CTM) as assessed by locomotory impairment and death ranging from 27.5–32°C (80–90°F) (Myrick and Cech 2001). In laboratory studies, UUILT for *O. mykiss* juveniles has been estimated at 22.8–25.9°C (73–79°F) by Threader and Houston (1983). Based upon this information, an initial mortality threshold of 25°C (77°F) as a daily average temperature was selected for *O. mykiss* fry. Although potential water temperature related mortality may occur at higher water temperatures during late spring or summer, this is unlikely to affect the majority of fry emerging in March and April of each year (Table 3-1).

Lastly, although no data are available to provide an estimate for the Tuolumne River, a background mortality rate is applied to account for the potential for mortality due to other causes that may not be well represented in the model (e.g., disease, stranding, avian predation, and entrainment). Initial parameter estimates from the *Chinook salmon Population Model Study* (W&AR-6) were adjusted as a fitting parameter to produce a stable *O. mykiss* population size in the calibrated model (Section 4.4).

4.1.4 Juvenile Rearing

4.1.4.1 Juvenile Habitat Use

As rearing *O. mykiss* juveniles progress from fry to the parr life stage, the increased body size is accompanied by increased swimming speeds. At this time broader foraging habitat use is necessary to meet increasing energy requirements (Everest and Chapman 1972). In addition to periodic captures in routine RST sampling (Stillwater Sciences 2012b), parr-sized individuals (50–149 mm FL) may be found as far downstream as RM 37 in September of some years (TID/MID 2006, Report 2005-3 (TID/MID 2007, Report 2006-3) with the designated upper size limits for Age 1+ adults (150 mm FL) based upon historical conventions for the Tuolumne River and validated by the *O. mykiss Scale Collection and Age Determination Study* (W&AR-20).

Following the same rationale for predicting fry habitat use from PHABSIM modeling (Section 4.1.3.1), *O. mykiss* rearing habitat for parr up to approximate sizes at Age 1+ (50–149 mm FL) is represented as a function of flow using habitat suitability criteria presented in the *Lower Tuolumne River Instream Flow Study* (Stillwater Sciences 2013). Reach-specific estimates of carrying capacity are calculated on the basis of usable habitat (Figure 4-6) and the maximum attainable densities under optimum habitat conditions. The maximum attainable juvenile density is estimated at 0.06 juveniles/ft² based upon territory size estimates at the upper size limit for parr (150 mm FL) using relationships by Grant and Kramer (1990). Although no information on maximum attainable juvenile rearing density for fish smaller than 150 mm FL was identified in recent monitoring summaries of the Tuolumne River or other San Joaquin River tributaries as part of the Synthesis Study (W&AR-5), this maximum density estimate is comparable to those

from territory size estimates for parr (50–150 mm FL) from the Salmon and Chilliwack Rivers in British Columbia (Keeley 1998).

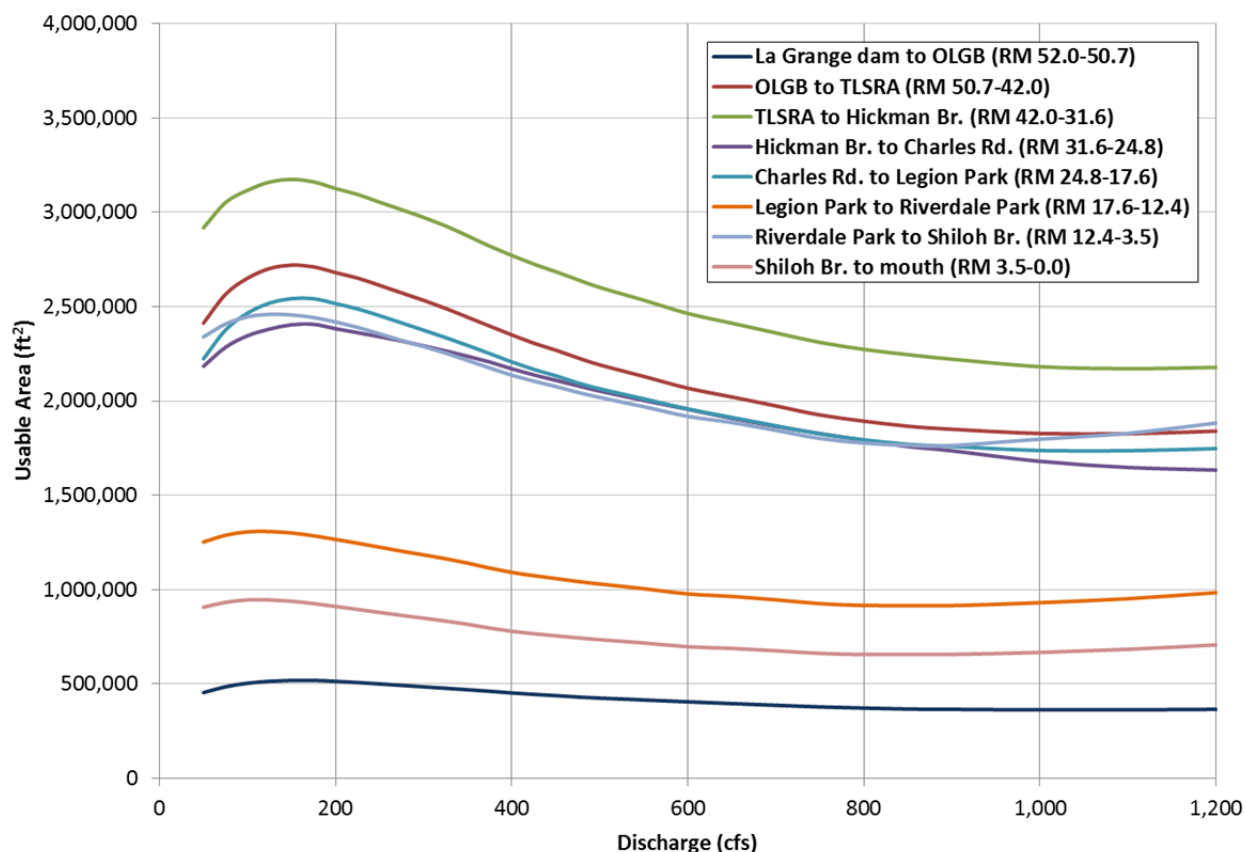


Figure 4-6. Variation of usable juvenile rearing area estimates with discharge for *O. mykiss* in sub-reaches of the lower Tuolumne River.

In order to represent juvenile rearing habitat use of overbank habitat occurring at higher flows, the usable habitat estimates for study sites evaluated using 2D modeling for the *Pulse Flow Study Report* (Stillwater Sciences 2012a) were expanded in proportion to overbank inundation occurring on a river-wide basis (Figure 4-7) using digitized historical aerial photography (TID/MID 1997, Report 96-14). As noted for fry (Section 4.1.3.1), the 2D model-derived estimates of suitable habitat at the site-scale may not represent all conditions occurring river-wide and the Districts have developed a study plan to conduct a *Lower Tuolumne River Floodplain Hydraulic Assessment* (W&AR-21) recommended by FERC in the May 21, 2013 Determination on Requests for Study Modifications and New Studies for the Don Pedro Hydroelectric Project. Depending upon the degree to which usable overbank habitat estimates developed as part of this new study differ from those used in Figure 4-7 as well as whether those results alter model predictions, the results of this study may be updated at that time.

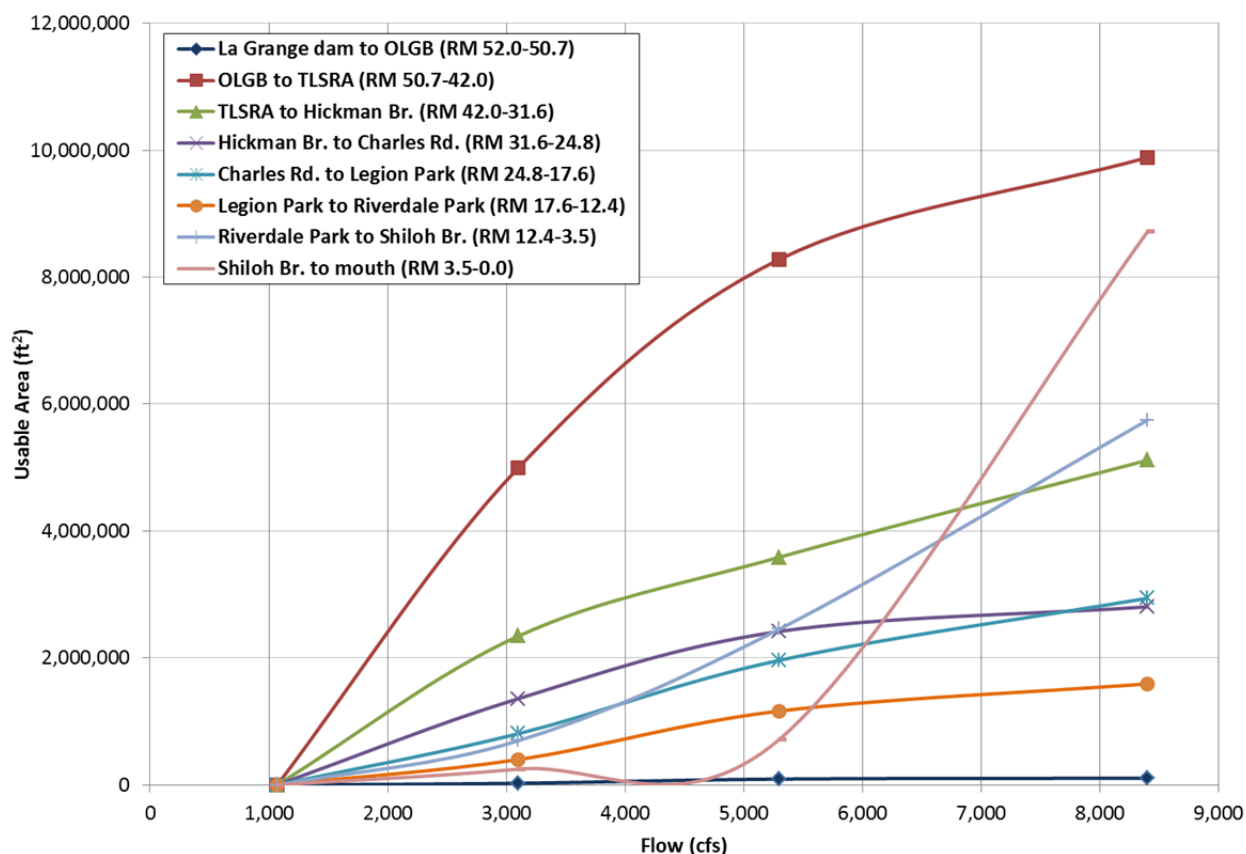


Figure 4-7. Estimated total usable overbank habitat for Tuolumne River *O. mykiss* juveniles.

4.1.4.2 Juvenile Movement

Movement during the juvenile *O. mykiss* rearing period includes the same 0.2 mi/day estimate as applied to fry (Section 4.1.3.2), which was drawn from Chinook salmon juvenile movement estimates from seining data developed as part of the *Chinook Salmon Population Model Study* (W&AR-6). To account for movements at higher flows, movement rates were represented as a daily movement probability estimated at 0.01 d^{-1} followed by a movement period of 2 hrs and velocity estimate from Equation 3. For areas with juvenile densities in excess of habitat carrying capacity, juvenile movement is initiated using the same 2 hr movement period and velocity estimates as for daily movements above.

As assumed for fry, potential high flow events corresponding to floodplain inundation (Figure 4–7) during juvenile rearing would have the effect of displacing *O. mykiss* juveniles in excess of carrying capacity into downstream habitats that are potentially subject to unsuitable water temperatures during summer. Although some studies have shown avoidance of habitats with water temperatures as high as 24°C (75°F) (Myrick and Cech 2001), no avoidance behavior by parr is included in the model for temperatures in excess of this level because of the poorer swimming ability of the parr (50–150 mm FL) life-stage. That is, since juveniles are assumed to be unable to move upstream, displacement into downstream habitats by early season high-flows

may potentially subject these fish to subsequent temperature related mortality (Section 4.1.4.4) during summer.

4.1.4.3 Juvenile Growth

Juvenile *O. mykiss* growth for parr-sized fish (50–150 mm FL) in the lower Tuolumne River is represented in the same manner as for fry (Equation 4) on the basis of the growth model by Satterthwaite et al. (2009). Initial estimates of reach-specific food availability, as represented by the energy consumption term κ in Equation 4, are used in combination with daily water temperature to model growth, with final parameter fitting used to match observed inter-annual growth rates documented in the *O. mykiss Scale Collection and Age Determination Study* (W&AR-20).

4.1.4.4 Juvenile Mortality

Potential mortality sources to juveniles include predation effects due to the relative habitat availability for predators and juvenile *O. mykiss*, as well as due to high water temperatures. Predation mortality for juveniles is represented in the same manner as for fry (Equation 5) for any fish excluded from habitat areas in excess of carrying capacity (Section 4.1.4.2). Based upon literature reviews by Myrick and Cech (2001), UUILT for *O. mykiss* juveniles has been estimated at 22.8–25.9°C (73–79°F) (Threader and Houston 1983). In the model, an initial mortality threshold of 25°C (77°F) daily average temperature was selected for *O. mykiss* juveniles.

Lastly, although no data are available to provide an estimate for the Tuolumne River, a background mortality rate is applied to account for the potential for mortality due to other causes that may not be well represented in the model (e.g., disease, stranding, avian predation, and entrainment). Initial parameter estimates from the *Chinook Salmon Population Model Study* (W&AR-6) were adjusted as a fitting parameter to produce a stable *O. mykiss* population size in the calibrated model (Section 4.4).

4.1.5 Resident Rearing

4.1.5.1 Adult Habitat Use

As rearing *O. mykiss* juveniles pass from Age 0+ to Age 1+ fish at approximately 150 mm FL as validated by the *O. mykiss Scale Collection and Age Determination Study* (W&AR-20), they are considered adults for the purposes of modeling. As summarized in the Synthesis Study (W&AR-5), habitat use by *O. mykiss* is generally restricted to upstream locations with the exception of isolated detections of *O. mykiss* passage at the RM 24.5 counting weir (TID/MID 2013, Report 2012-6) as well as in routine RST sampling (TID/MID 2013, Report 2012-6). Adult-sized fish (280 mm TL) were documented as far downstream as RM 31.5 in November 2011 (TID/MID 2012, Report 2011-5) and individual *O. mykiss* were observed as far downstream of RM 29.5 during intensive snorkel surveys conducted in 2009 (Stillwater Sciences 2009) and 2010 (Stillwater Sciences 2011). Based upon these observations, routine habitat use by adults downstream of Hickman Bridge (RM 31.6) is considered unlikely.

Following the same rationale for predicting fry and juvenile habitat use (Sections 4.1.3.1 and 4.1.4.1), usable habitat area estimates for in-channel rearing of *O. mykiss* adults (Age 1+ to Age 4+) are represented as a function of flow (Figure 4-8) using habitat suitability criteria presented in the *Lower Tuolumne River Instream Flow Study* (Stillwater Sciences 2013). Reach-specific estimates of carrying capacity are calculated on the basis of usable habitat (Figure 4-8) and the maximum attainable densities under optimum habitat conditions. The maximum attainable adult rearing density is estimated at 0.01 adults/ft² based upon territory size estimates at adult sizes (300 mm FL²) using relationships by Grant and Kramer (1990). Lastly, because *O. mykiss* adults generally seek deeper habitats with higher velocities (Stillwater Sciences 2013) and that little evidence of floodplain habitat use by adults exists, habitat use in overbank habitats is not included in the model.

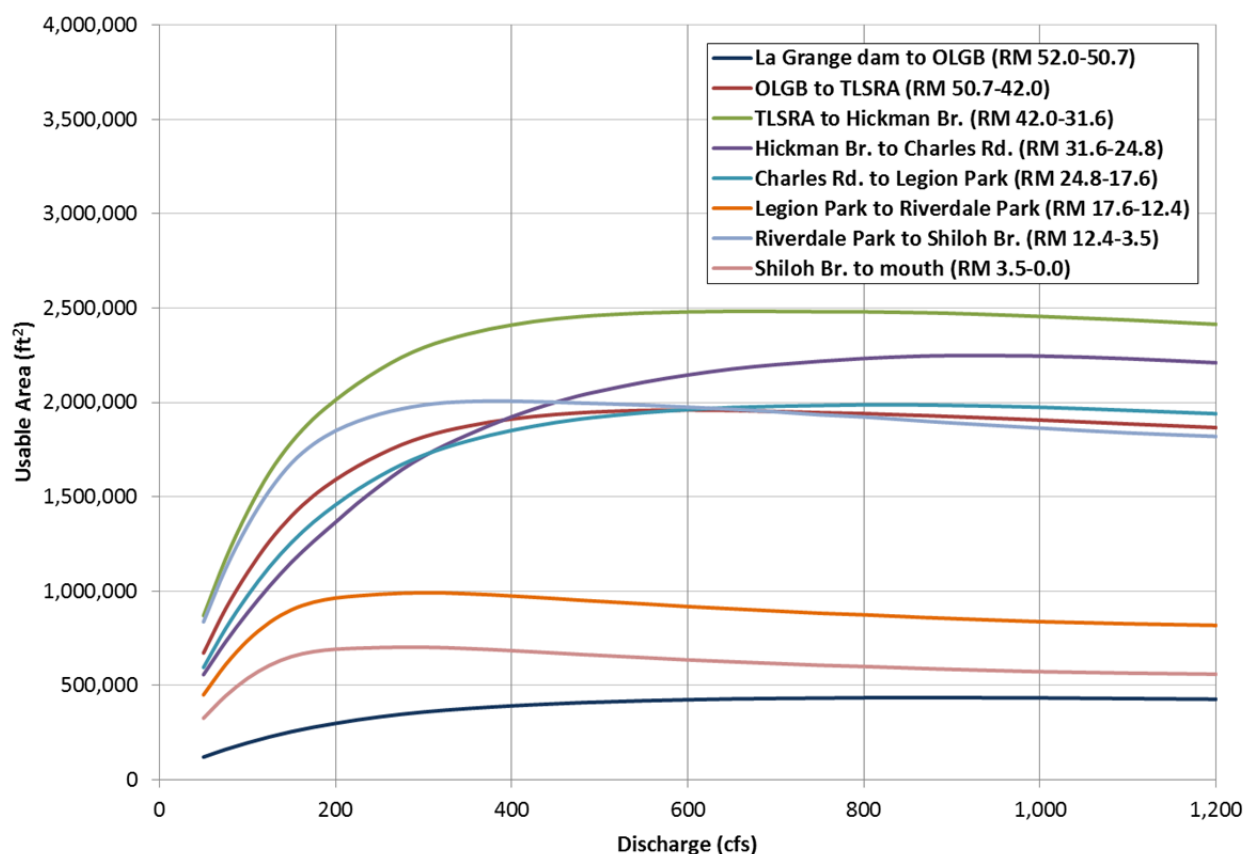


Figure 4-8. Variation of usable adult rearing area estimates with discharge for *O. mykiss* in sub-reaches of the lower Tuolumne River.

4.1.5.2 Adult Movement

Because *O. mykiss* are territorial (Grant and Kramer 1990) and little adult movement was documented as part of the *Tuolumne River O. mykiss Acoustic Tracking Study* (FISHBIO 2012), movement of adults is limited to circumstances when rearing densities are in excess of reach-

² 300 mm FL corresponds to approximately Age 3+ adults in 2012 hook and line sampling conducted for the *O. mykiss Scale Collection and Age Determination Study* (W&AR-20).

specific carrying capacities. The maximum attainable density in the Tuolumne River is estimated at 0.5 adults/m² based upon territory size relationships for larger juveniles summarized by Grant and Kramer (1990). For areas with adult densities in excess of habitat carrying capacity on the basis of usable area estimates (Figure 4-8) and the density estimates above, adults are modeled to seek out new territories that may potentially contain additional carrying capacity. Although we have assumed fry and juvenile *O. mykiss* may not actively swim upstream to avoid unsuitable water temperatures during summer (Sections 4.1.3.2 and 4.1.4.2), because some studies have shown avoidance of habitats with unsuitable temperatures (Myrick and Cech 2001), habitat avoidance by adults is modeled as a Thornton and Lessem (1978) preference function (Equation 6).

$$\Psi(T) = \frac{K_1 e^{\gamma_1(T-\theta_1)}}{1+K_1(e^{\gamma_1(T-\theta_1)}-1)} \frac{K_4 e^{\gamma_2(\theta_4-T)}}{1+K_4(e^{\gamma_2(\theta_4-T)}-1)}, \text{ where}$$

Equation 6

$$\gamma_1 = \frac{1}{\theta_2-\theta_1} \ln \frac{K_2(1-K_1)}{K_1(1-K_2)}, \text{ and } \gamma_2 = \frac{1}{\theta_4-\theta_3} \ln \frac{K_3(1-K_4)}{K_4(1-K_3)}.$$

The function $\Psi(T)$ describes preference as the product of two sigmoid curves: one curve is fit to the increasing portion of the temperature dependence function (γ_1 by parameters θ_1 , θ_2 , K_1 , and K_2), and the other to the decreasing portion (γ_2 by parameters θ_3 , θ_4 , K_3 , and K_4). Parameter values were selected to bound temperature preferences representing upper temperature limits ($K_4=0.01$ at $\theta_4=24^\circ\text{C}$ [75°F]) as well as lower temperature limits ($K_1=0.1$ at $\theta_1=8^\circ\text{C}$ [46°F]) summarized by Myrick and Cech (2001) from Cherry et al. (1975) with preferred temperature ranges ($K_2, K_3 \approx 1.0$) between temperatures of $\theta_2=12^\circ\text{C}$ (46°F) and $\theta_3=20^\circ\text{C}$ (46°F), respectively (Figure 4-9). Although avoidance of habitats on the basis of low temperatures is not expected at ambient winter-time temperatures in the lower Tuolumne River, the upper temperature limit is consistent with the highest temperatures observed corresponding to observations of *O. mykiss* individuals >150 mm FL during intensive snorkel surveys in July of 2008 (Stillwater Sciences 2008).

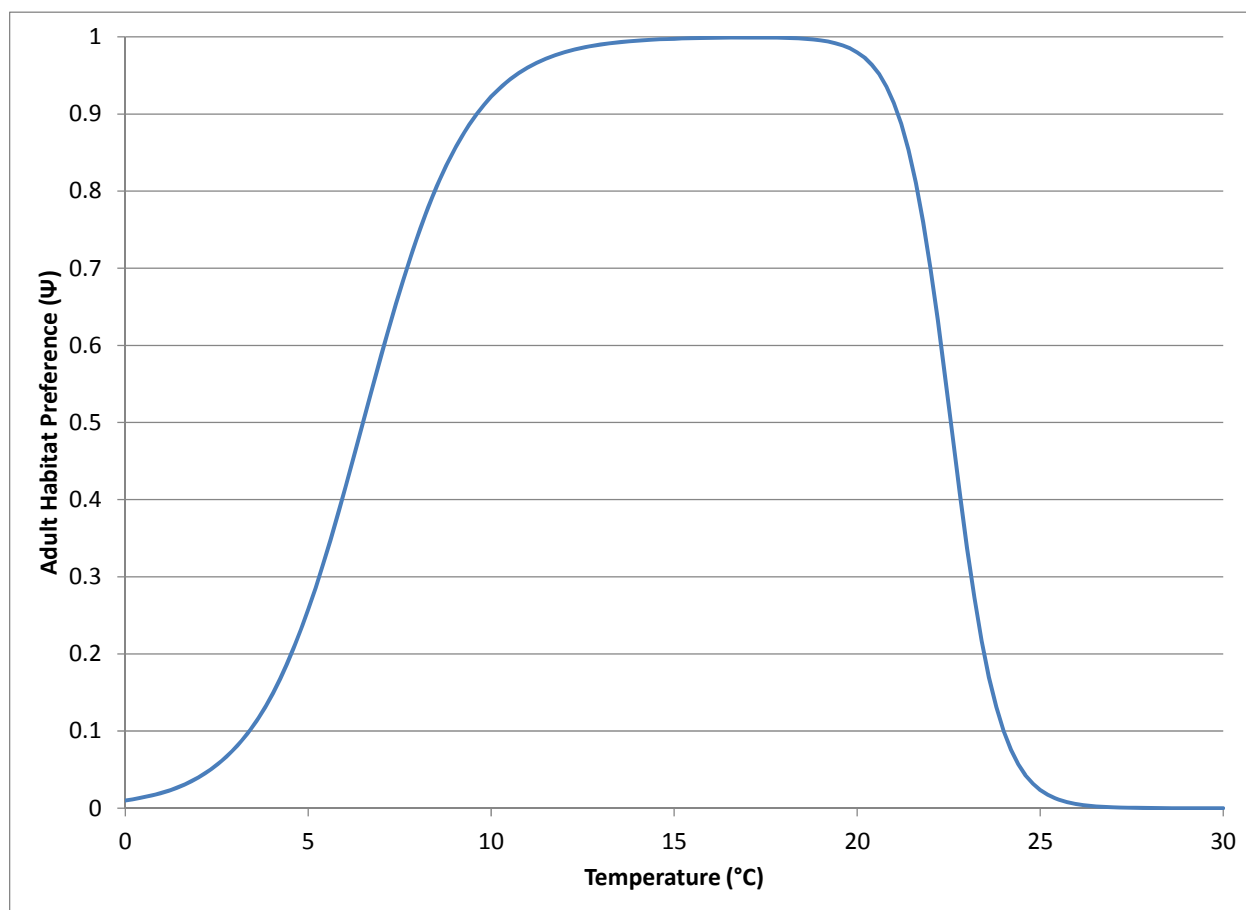


Figure 4-9. Adult *O. mykiss* rearing habitat preference with temperature using a Thornton-Lessem (1978) function

4.1.5.3 Adult Growth

O. mykiss growth for adult-sized fish (>150 mm FL) in the lower Tuolumne River is represented in the same manner as for fry (Equation 4) on the basis of the growth model by Satterthwaite et al. (2009). Growth rate can vary depending on the ultimate age of maturation and after the maturation process is initiated as energy is increasingly diverted away from somatic growth and into gonadal growth. Initial estimates of reach-specific food availability, as represented by the energy consumption term kappa (κ) in Equation 4, are used in combination with daily water temperature to model growth, with final parameter fitting used to match observed inter-annual growth rates documented in the *O. mykiss* Scale Collection and Age Determination Study (W&AR-20). Due to increased energy demands by the developing gonadal tissues, lower growth rates by a factor of 0.83 are applied within any growth year that females reach sexual maturity and a life-history “decision” to spawn (Satterthwaite et al. 2009). Lastly, to match observations of increased growth rates leading to smoltification by steelhead (Beakes et al. 2010), higher growth rates by a factor of 1.10 are applied in Equation 4 in growth years which adults reach a smolting decision (Section 4.1.6).

4.1.5.4 Adult Mortality

As summarized in the Synthesis Study (W&AR-5), potential mortality of *O. mykiss* adults is primarily related to high water temperatures in downstream locations. Because the size of the prey that can be eaten is determined in large part by predator mouth size (gape) (Hoyle and Keast 1987 as cited in Mittelbach and Persson 1998), prey are vulnerable to an increasingly narrow size range of predators (i.e., only larger predators) as they grow. Swimming ability also increases with size so that Age 1+ and older *O. mykiss* can be assumed to avoid predators more successfully than can salmonids of smaller size classes. An initial mortality threshold of 25°C (77°F) daily average temperature was selected for *O. mykiss* adults on the basis of literature reviews by Myrick and Cech (2001).

Lastly, although no data are available to provide an estimate for the Tuolumne River, a background mortality rate is applied to account for potential mortality due to other causes that may not be well represented in the model (e.g., disease, stranding, and hooking mortality). Initial parameter estimates from the *Chinook Salmon Population Model Study* (W&AR-6) were adjusted as a fitting parameter to produce a stable *O. mykiss* population size in the calibrated model (Section 4.4).

4.1.6 Anadromous Life History Strategy

As discussed in the Synthesis Study (W&AR-5), *O. mykiss* exhibit the most complex life history variation of all *Oncorhynchus* species (Quinn 2005). The expression of a given life history in a population or for a specific individual has been shown to be determined by both genetic (Martyniuk et al. 2003; Beakes et al. 2010) and environmental (Zimmerman and Reeves 2000) factors. Population modeling of *O. mykiss* therefore requires considering the influence of factors such as parentage, age, size, growth, and temperature in determining the expression of anadromous versus resident life histories (Satterthwaite et al. 2009). In addition, the low survival of any emigrating smolts, among other factors, can contribute to predominantly resident variants in a population either separate from or combination with genetic predisposition towards residency (Beakes et al. 2010; Satterthwaite et al. 2010). As summarized in the Synthesis Study, recent otolith analysis in the Tuolumne River (Zimmerman et al. 2009) indicates very low numbers and proportions of fish with anadromous life-histories; nonetheless, modeling the factors potentially affecting expression of residency versus anadromy, including smoltification, is important for assessing the potential effects of current or future Project operations.

4.1.6.1 Growth Variations for Anadromous and Resident *O. mykiss*

As summarized in the Synthesis Study (W&AR-5), growth of juvenile salmonids varies depending on location and the associated spatial and temporal specific levels of food, competition, and the water temperatures. Fry and juvenile growth (Sections 4.1.3.3 and 4.1.4.3) can influence life-history expression but genetically controlled life-history variants also have specific growth trajectories, which can interact with environmental conditions (Beakes et al. 2010; Satterthwaite et al. 2010; Yoshiyama and Moyle 2012) with changes in growth rates occurring as fish move from one life-stage into the next.

Modeling growth for juvenile life stages requires accounting for standard bioenergetic variables (e.g., water temperature, size, food rations), and also for the effects of these parameters upon smoltification and sexual maturation. For example, individual fish destined to smolt and follow an anadromous life-history have been shown to exhibit faster growth rates and development rates from the earliest life-stages (Beakes et al. 2010) and yet not all fast growing members of a cohort will smolt and enter into anadromy (Yoshiyama and Moyle 2012; Sloat 2013). Although Beakes et al. (2010) were able to show growth rate increases for future smolts of near 50% when compared to resident *O. mykiss* maintained at the same water temperatures and under high food ration, we have assumed that fish undergoing smoltification grow faster than resident *O. mykiss* by a factor of 1.10 approximately 6-months in advance of smoltification and emigration (Section 4.2.5). Lastly, studies have shown that for resident *O. mykiss* adults reaching minimum sizes for engaging in piscivory, the increased food resource availability represented by Chinook salmon juveniles could potentially favor a resident life-history (Naman and Sharpe 2012).

4.1.6.2 Smolt Transformation

Salmon and anadromous *O. mykiss* undergo a physiological transformation prior to and during emigration to the ocean, which prepares them for migration and ocean rearing in salt water (Quinn 2005). Although the timing and fish size at smolting has strong ramifications for survival during emigration and early ocean life (Wedemeyer et al. 1980), because of the low occurrence of steelhead on the Tuolumne River (Zimmerman et al. 2009) and complexities in determining which factors may select for preferential selection of anadromy (Yoshiyama and Moyle 2012), we do not attempt to represent the influence of all factors potentially influencing smoltification. For example, the process, timing, and triggers for smoltification in salmonids has been shown to be influenced by variety of genetic and environmental factors including parentage and population of origin (Høgåsen 1998), water temperature (Myrick and Cech 2001, Zaugg and Wagner 1973), growth rate and size (Beakes et al. 2010), photoperiod (Thorarensen and Clarke 1989), lunar phase (Grau et al. 1981), as well as interactions between a number of these factors (Ewing et al. 1979; Clarke and Shelbourn 1985; Zaugg et al. 1986; Beakes et al. 2010). Based upon review of this information, the assumed smoltification timing from the Stanislaus River (Table 3-1) reflects both genetically controlled adaptations to longer term-average conditions throughout the species range as well as local adaptations to inter-annual environmental variability.

For the purposes of this study, the probability of smolting is modeled on the basis of age as well as parentage determined by spawning parentage between resident and anadromous pairings (Section 4.1.1.3). Although pure anadromous pairings generally results in high smolting rates (Courter et al. 2009), there are few studies available that have determined the probability of smoltification as a function of anadromous versus resident parentage. Such studies have started to reduce but have not eliminated uncertainty regarding the probability of anadromy in primarily resident *O. mykiss* populations, which appear to vary based upon both genetic and environmental determinants. For example, Courter et al. (2013) used otolith analysis to determine that 7–20% of returning adult steelhead had resident female parentage in the Yakima River. However, this was a basin wide average and sub-basin proportions ranged from 2–26% with some sub-basins showing very little annual variation with others showed a high amount of annual variability. Because of lack of Tuolumne River specific information regarding smoltification resulting from pure resident pairings we have assumed very low rates of anadromy from resident parents, on the order of 2% (Section 4.2.5).

For individuals predicted to undergo smoltification, water temperatures must be below identified thresholds to avoid impairment of smoltification. These thresholds have been shown to be species-specific (McCullough et al. 2001), and in the case of *O. mykiss* has been shown to range from 12–15°C (53.6–59°F) (Zaugg and Wagner 1973; Adams et al. 1973; Zaugg 1981; Hoar 1988). Although desmoltification has been shown to occur in some steelhead populations (Folmar et al. 1982) at temperatures of 13–15°C (55.4–59°F) (McCullough et al. 2001), desmoltification is not represented in the model. The rationale for this decision is that for any emigrant smolt there is always a high potential for exposure to elevated temperatures as the fish travels downstream, and thus the effect of imposing a desmoltification temperature is the same as setting a lower smoltification threshold. On this basis, an upper water temperature limit for smoltification of 12°C (53.6°F) daily average temperature was selected, consistent with recommendations by Richter and Kolmes (2005).

4.1.6.3 Smolt Emigration and Mortality Sources

Smolt emigration speeds are relatively fast, as smolting reduces feeding activity and increases migratory behaviors such as preferentially selecting main currents as opposed to edge water. Emigration speeds are typically estimated as a function of discharge (Giorgi et al. 1997; Michel et al. 2012). Although no migration rates are available for the Tuolumne River, emigration rates of tagged fish on the Mokelumne River have been estimated on the order of 0.2–60 miles per day (Del Real et al. 2012).

Potential mortality sources to emigrant steelhead smolts include predation effects due to the relative habitat availability for predators, as well as due to high water temperatures in downstream locations. A positive relationship with smolt survival and emigration rate has been found in multiple settings, partly reflecting the influence of exposure to piscivorous predators (Petrosky and Schaller 2010). As discussed for adults (Section 4.1.4.3), because of gape limitations of predators and increased swimming ability of smolts with size, the relatively large Age 1+ and Age 2+ smolts resulting from steelhead can be assumed to avoid predators more successfully than Chinook salmon smolts that are typically much smaller. Fish emigrating at larger sizes (Age 3+ and older) are even less likely to be susceptible to predators. An initial mortality threshold of 25°C (77°F) daily average temperature was selected for *O. mykiss* smolts on the basis of literature reviews by Myrick and Cech (2001). Lastly, although no data are available to provide an estimate for the Tuolumne River, a background mortality rate of 0.002 d⁻¹ is applied to account for potential mortality due to other causes that may not be well represented in the model (e.g., disease, stranding, avian predation, hooking mortality, and entrainment).

4.2 Model Implementation

The Tuolumne River *O. mykiss* population (TROm) model is implemented within the publicly available “R” statistical software package (R Development Core Team 2013) with data and parameter inputs as well as outputs formatted as MS Excel spreadsheets. The model uses a generalized multi-stage stock production approach (Baker 2009) in which starting numbers of a particular life-stage (stock) are mathematically modeled to predict how the numbers change as the cohort goes through subsequent life stages.



the subsequent life stage. The size of this sample is selectable as a user-provided parameter, independent of the population size; the default values used for the results presented in this document are 50,000 swim-up fry and 10,000 parr.

The model includes random elements for many mechanisms affecting life history progression, relying on probability distributions for events such as age-based probability of spawning within a particular model year, spawning timing, spawning locations, juvenile and adult movements, and smoltification, as well as predation related mortality. Each stock production model also makes use of temporally and spatially varying environmental conditions while determining the progression of individuals within their respective life stages and promotion into the next life stage. For example, depending upon the spatial and temporal resolution of the discharge and water temperature time series data provided (e.g., discharge and water temperature data, output from *Operations Model*, output from *Water Temperature Model*), an interpolation module is employed to provide interpolated discharge and water temperature estimates at more specific locations and times. As the simulation for each modeled individual progresses through time, the stock-production model queries the discharge and water temperature module to help define environmental conditions within a certain area on any given day. Several of the stock-production models also gather information from a “habitat generator” module (output defined in Attachment B, Table B-2), which comprises a set of flow-dependent habitat suitability models (which also retrieve information from the discharge and water temperature module). All input data for these environmental modules can be linked to historical environmental data records to provide opportunities for model validation. In addition, synthetic historical data from the *Project Operations/Water Balance Model* (W&AR-2) as well as the *Lower Tuolumne River Temperature Model* (W&AR-16) may be used to examine the potential effects of various operational scenarios.

The stock-production models developed for each life stage are discussed in the following sections, organized by life history progression in Section 4.1.

4.2.1 **Adult Upmigration and Spawning**

The Adult Upmigration and Spawning stock-production model draws a spawner population from both the resident adult population (Section 4.2.5) and any steelhead potentially arriving at the weir (RM 24.5). This model then simulates redd construction and returns a redd life stage and an anadromous return life stage (Figure 4-10), drawing upon information from the following sources:

- (1) spawner population data from the Resident Rearing stock-production model as well as actual or assumed RM 24.5 weir count information on steelhead spawners,
- (2) the spawning habitat generator,
- (3) the discharge and water temperature module, and
- (4) a list of parameters (Table 4-2)

Table 4-2. Parameters and associated references for Upmigration and Spawning

Parameter	Range (selected value)	Description	Reference
spawning.day	152	peak activity as days from October 1 st	Table 3-1 activity based on NMFS 2009
	15	standard deviation of peak activity	
	93	date of 1 st spawning from October 1 st	
	213	date of last spawning from October 1 st	
spawning.duration	1–30 days (7 days)	time required for spawners to travel to spawning habitat, build redds, and for kelts to return to rearing or emigrate	Shapovalov and Taft 1954
resident.fidelity	10	ratio of probabilities describing whether a female of a particular origin will allow her eggs to be fertilized by either a resident or anadromous males.	Table 4-1, McMillan et al. 2007
anadromous.fidelity	10		
fecundity.bylength	0.007236	base of power law relationship between number of eggs produced and fork length of female spawner	Equation 2 from Shapovalov and Taft 1954, and Satterthwaite et al. 2009
	2.1169	exponent of power law relationship	
spawn.wtemp.max	15°C (59°F)	maximum temperature at which spawning habitat is considered usable by spawners	Velsen (1987), and Rombough (1988)
redd.disturb.area	8–47 ft ² (9.2 ft ²)	area of region excavated by a spawning female	<i>Redd Mapping Study</i> (W&AR-8), Hunter 1973, Reiser and White 1981, Hannon and Deason 2005
redd.defense.area	32–188 ft ² (37 ft ²)	defended area excluding later arriving spawners (~ 4x redd disturbance area)	Burner, 1951
redd.defense.time	1–2 days (2 days)	time female will prevent other spawners from disturbing her redd	Bjornn 1991, Briggs 1953
residentF.postspawn.survival	0.55	resident female survival through spawning event	Courter et al. 2009
residentM.postspawn.survival	0.55	resident male survival through spawning event	
anadromousF.postspawn.survival	0.42	anadromous female survival through spawning event	Satterthwaite et al. 2009
anadromousM.postspawn.survival	0.42	anadromous male survival through spawning event	

The spawning habitat generator defines the suitability of spawning habitat at a specific location and time. Using functional relationships described in Section 4.1.1.2, the spawning habitat sub-model calculates temporally and spatially varying availability of suitable spawning gravels and assigns spawner usage probability based upon variations in discharge, water temperature, areas of suitable gravel, gravel quality, and spawner preferences by river mile.

The model receives a “spawning run” drawn from individuals of the resident rearing population on the basis of age and parentage (Section 4.2.5) as well as any steelhead assumed to arrive at the counting weir (RM 24.5). Migration rates are not represented in this model and any spawners are assumed to arrive at preferred habitat locations within 1-2 days of arriving at the counting weir. Each spawner is assigned to a discrete gravel feature on the basis of the area and preference value for the feature at the time the spawner enters the population. Once a spawner reaches its

assigned feature, it is assumed to stay there. Male spawners are assumed to mate with females based upon the probability of cross-ecotype spawning (Table 4-1) and associated spawning fidelity parameters (Table 4-2).

The model keeps track of the gravel occupancy by spawners and redds over the course of a spawning season. Whenever a new spawner arrives or a redd location becomes undefended, the area of usable gravel for each feature is updated. Pending spawners are then allowed to build redds as long as there is room to accommodate them, and larger spawners are given priority. When a new redd is constructed in a gravel feature, it is assumed to disrupt a fraction of the undefended gravels in the feature, and destroy this same fraction of the eggs in undefended redds.

Mortality during migration to the assigned feature is assumed to be negligible (Section 4.1.1.4). After the spawning duration of 7 days, post-spawn survival was initially assumed to be 55% for all resident *O. mykiss* spawners (Courter et al. 2009), and 42% for all steelhead spawners (Satterthwaite et al. 2009). The final post-spawn mortality rates were used as a model calibration parameter (Section 4.3) to allow fitting to observed size class structure in recent population surveys. Post-spawn anadromous survivors are accounted for in the anadromous return life stage. The eggs of a spawning female are assigned to her redd according to Equation 2 and associated fecundity parameters (Table 4-2).

4.2.2 Egg Incubation and Fry Emergence

The Egg Incubation and Fry Emergence stock-production model follows the progression of a redd life stage into a swim-up life stage (Figure 4-10). This model draws upon information from the following sources:

- (1) the Adult Upmigration and Spawning stock-production model output,
- (2) the discharge and water temperature module,
- (3) results of the spawning habitat generator, and
- (4) a list of parameters (Table 4-3)

Table 4-3. Parameters and associated references for Egg Incubation and Fry Emergence

Parameter	Range (selected value)	Description	Reference
embryo.uuilt	15–16°C (15 °C)	temperature at which mortality increases from 0% to 100%	McCullough et al. 2001; Myrick and Cech 2001
embryo.atu	600–722 ATU°C (647 ATU °C)	accumulated thermal units (degree days) for incubation to emergence	Campbell et al. 2008; Burton and Little 1997
gravel.qual	0–100% (45%)	egg survival to fry emergence due to gravel quality effects upon intra-gravel conditions	TID/MID 1992, App. 8; Tappel and Bjornn 1983

From these data sources, the model predicts the dates of alevin swim-up on the basis of fertilization dates (i.e., redd construction dates) provided by the adult upmigration and spawning stock-production model and water temperatures from the discharge and water temperature module. Using relationships described in Section 4.1.2, the model tracks development of individual eggs as a function of temperature as well as tracking egg and alevin mortality

attributable to excessive temperatures, gravel quality, and redd superimposition. An individual becomes a “swim-up fry” once it successfully emerges from the gravels.

4.2.3 Fry Rearing

The Fry Rearing stock-production model follows the progression of a swim-up fry life stage into a juvenile (i.e., parr) life stage or a dead fry life stage (Figure 4-10). This stock-production model draws upon information from the following sources:

- (1) the egg incubation and fry emergence stock-production model,
- (2) the discharge and water temperature module,
- (3) the fry habitat generator, and
- (4) a list of parameters (Table 4-4)

Table 4-4. Parameters and Associated References for Fry Rearing

Parameter	Range (selected value)	Description	Reference
length.swimup	20–30 mm (24 mm)	fork-length at swim-up	Shapovalov and Taft 1954; Satterthwaite et al. 2009
fry.emigrate.p	0.3	fraction of swim-up fry assumed to leave the river entirely	Based upon early Chinook fry estimate for W&AR-6 study (TID/MID unpublished)
fry.displace.rate	0.05 days ⁻¹	instantaneous rate at which fish will become displaced	Based upon Chinook fry movement estimates fitted to seine/RST data for W&AR-6 study (TID/MID unpublished)
fry.displace.time.mean	0.02 days	mean interval between time a fish is displaced and time it becomes re-established	
fry.displace.time.CV	1	coefficient of variation of displacement time	
fry.density	1.1 fry/ft ²	maximum fry rearing density up to parr transition at 50 mm FL	Grant and Kramer 1990, Keeley 1998
fry.kappa	(0–4) 1.7	foraging activity level needed for a fish to reach half its maximum daily energy consumption.	Satterthwaite et al. 2009 estimates calibrated to <i>O. mykiss</i> growth study (W&AR-20) data
fry.migr.mrate	2.704 days ⁻¹	mortality rate applied to fry moving downstream	Based upon Chinook fry mortality estimate for W&AR-6 study
fry.mrate	0.02 days ⁻¹	mortality rate applied to all fry	Bartholow and Henriksen 2006
fry.uuilt	23–26°C (25°C)	temperature at which mortality increases from 0% to 100%	Threader and Houston 1983; Myrick and Cech 2001
length.parr	50 mm	fork-length at parr	Operational size class definition

Following the emergence of swim-up fry, as simulated by the egg incubation and fry emergence stock-production model, this stock-production predicts the dates of parr promotion (attainment of a given fork length) on the basis of emergence dates, water temperatures, and energy

consumption rates in various locations along the lower Tuolumne River. The fry habitat generator defines daily in-channel and floodplain habitat suitability based upon discharge and water temperature. It draws upon a user-provided table of reach-specific estimates of mortality rates, energy consumption rates, fry densities, and flow-dependent velocities and usable habitat areas. It receives discharge and water temperature values from the discharge and water temperature module. Using relationships discussed in Section 4.1.3, the model simulates fry growth at a daily time step as a function of its current fork length, the water temperature at its current location, and a measure of food availability in its current reach.

The model tracks the redistribution of fry from the spawning gravels to downstream habitat (in some cases out of the system), on the basis of discharge and habitat usage. Upon emergence from the gravels, some fraction of the new swim-ups are assumed to emigrate from the river entirely. This fraction is given by the parameter “fry.emigrate.p.” As the model progresses through time, the remaining swim-ups and any rearing fry in excess of the current carrying capacity of the reach they are in (defined as exceedance of the user-defined reach density within usable habitat areas for the reach), are assumed to be displaced. These fry are carried downstream for a random length of time which is implemented as a log-normal deviate whose mean and coefficient of variation are provided by the user (as parameters “fry.displace.time.mean” and “fry.displace.time.CV”, respectively).

Mortality of *O. mykiss* fry during any movements or redistribution is simulated based upon potential exposure to predation and excessive temperatures. All fry (both “emigrant” and “temporarily displaced”) are subjected to migration mortality for as long as they are in motion. This is intended to represent predation. In addition, all fry are subjected to “background mortality,” intended to account for things like disease or avian predation and immediate death if temperatures exceed a critical value. In addition to water temperature (Table 4-5), reach-specific estimates of mortality probability per unit time are based upon estimates from Chinook fry passage at the upstream and downstream RSTs developed for the *Chinook Salmon Population Model Study* (W&AR-6). Fry which die or leave the Tuolumne River before attaining parr status are labeled as a dead fry and are passed into the dead fry life stage.

4.2.4 Juvenile Rearing

The Juvenile Rearing stock-production model follows the progression of a parr life stage into a resident juvenile life stage or a dead juvenile life stage (Figure 4-10). This stock-production model tracks groups of juveniles from their promotion to parr status until they emigrate out of the system, attain resident juvenile status, or die through predation or water temperature related mortality. This stock-production model draws upon information from the following sources:

- (1) results of the Fry Rearing stock-production model,
- (2) the discharge and water temperature module,
- (3) the juvenile habitat generator, and
- (4) a list of parameters (Table 4-5)

Table 4-5. Parameters and associated references for Juvenile Rearing

Parameter	Value	Description	Reference
juv.displace.rate	0.01 days ⁻¹	instantaneous rate at which fish will become displaced	Based upon Chinook juvenile movement estimates fitted to seine/RST data for W&AR-6 study (TID/MID unpublished)
juv.displace.time.mean	0.0833 days	mean interval between time a fish is displaced and time it becomes re-established	
juv.displace.time.CV	1	coefficient of variation of displacement time	
juv.density	0.06 juveniles/ft ²	maximum juvenile rearing density at Age 1+ (approx.. 150 mm FL)	Grant and Kramer 1990, Keeley 1998
juvenile.kappa	(0–4) 1.5	foraging activity level needed for a fish to reach half its maximum daily energy consumption.	Satterthwaite et al. 2009 estimates calibrated to <i>O. mykiss</i> growth study (W&AR-20) data
juvenile.uuilt	23–26°C (25°C)	temperature at which mortality increases from 0% to 100%	Threader and Houston 1983; Myrick and Cech 2001
juv.migr.mrate	0.14 days ⁻¹	aquatic predation rate due to downstream movement	Calibration parameters based upon mortality estimate for Chinook study (W&AR-6)
juv.mrate	0.017 days ⁻¹	background mortality rate due to disease, stranding, avian predation, and entrainment	
age0.fraction.female	0.5	fraction of juvenile rearing population that is female	Shapovalov and Taft 1954

The juvenile habitat generator defines daily in-channel and floodplain habitat suitability based upon discharge and water temperature. It draws upon a user-provided table of mortality rates, energy consumption rates, maximum fry and juvenile densities, as well as flow-dependent usable habitat areas by reach. It receives discharge and water temperature values from the discharge and water temperature module. The model predicts locations of rearing juveniles and tracks their daily growth rates using growth relationships, water temperature and estimates of energy consumption rates (Section 4.1.4.3). During each time step (one day), each juvenile grows by an increment determined from its current fork length, the water temperature at its current location, and a measure of food availability in its current reach.

The juvenile rearing model is very similar to the fry rearing model, but it is represented as a separate life stage because juveniles have somewhat different habitat requirements from fry. Juveniles are strong swimmers, already established in rearing habitat, so dispersal is modeled as a less important mechanism that is only represented when habitat rearing capacity is exceeded (Section 4.1.4). The model tracks the redistribution of juveniles on the basis of discharge and habitat usage. As the model simulation progresses through time, juveniles in excess of the current carrying capacity of the reach they are in (defined as exceedance of the user-defined reach density), are assumed to be displaced. These juveniles are carried downstream for a random length of time which is implemented as a log-normal deviate whose mean and coefficient of variation are provided by the user (as parameters “juv.displace.time.mean” and “juv.displace.time.CV”, respectively).

Mortality of juveniles during any movements or redistribution is simulated based upon potential exposure to predation and excessive temperatures, with dead individuals passed into the dead juvenile life stage. In addition to water temperature (Table 4-5), reach-specific estimates of

mortality probability per unit time are used as model calibration parameters (Section 4.3) using initial estimates the interrelated *Chinook Salmon Population Model Study* (W&AR-6).

4.2.5 Resident Rearing

The Resident Rearing stock-production model follows the progression of either resident or anadromous *O. mykiss* into a smolt life stage, a resident spawner life stage, a resident life stage to be promoted into the next year class, or a dead resident life stage used to track any mortality (Figure 4-10). Age-classes represented on October 1st include the population of Age 0+ residents to be promoted to Age 1+ fish on January 1st as well as Age 2+ and older fish to be promoted to the next year classes as well as to potential smolt emigrants (Section 4.2.6). This stock-production model draws upon information from the following sources:

- (1) results of the Juvenile Rearing stock-production model,
- (2) the discharge and water temperature module,
- (3) the resident habitat generator, and
- (4) a list of parameters (Table 4-6)

Table 4-6. Parameters and associated references for Resident Rearing

Parameter	Value	Description	Reference
adult.density	0.01 adults/ft ²	maximum adult rearing density at Age 3+ (approx. 300 mm FL)	Grant and Kramer 1990, Keeley 1998
adult.kappa	1.31, Age 0+	age-specific foraging activity level needed for a fish to reach half its maximum daily energy consumption.	Satterthwaite et al. 2009 estimates calibrated to age-specific growth data from <i>O. mykiss</i> growth study (W&AR-20)
	1.16, Age 1+		
	0.90, Age 2+		
	0.73, Age 3+		
	0.62, Age 4+		
maturation.growth.factor	0.83	scaling for reduced within-year growth rates by maturing fish	Satterthwaite et al. 2009
smolting.growth.factor	1.10	scaling for increased within-year growth rates by smolting fish	Beakes et al. 2010
adult.wtemp.TL	0.5°C, 0.01	probability of habitat use by adults at four temperatures for use in Thornton and Lessem (1978) preference function	McCullough et al. 2001; Myrick and Cech 2001
	12°C, 0.98		
	20°C, 0.98		
	24°C, 0.10		
adult.uuilt	23–26°C (25°C)	temperature at which mortality increases from 0% to 100%	Threder and Houston 1983; Myrick and Cech 2001
adult.mrate	0.01, Age 0+	background mortality rate (days ⁻¹) due to disease, stranding, hooking mortality, and entrainment	Calibration parameter
	0.002, Age 1+		
	0.0002, Age 2–4+		
mature.prob2F, mature.prob2M	0.05, Age 1+ 0.40, Age 2–4+	probability of females (F) or males (M) reaching sexual maturity in the next growth year as a function of the number of anadromous parents (e.g., 0F, 0M, 1F, 1M, 2F, 2M) and age (0–5 years).	Courter et al. 2009
mature.prob1F, mature.prob1M	0.08, Age 1+		
	0.22, Age 2+		
	0.47, Age 3+		
	0.73, Age 4+		
	0.90, Age 5+		
mature.prob0F, mature.prob0M	0.08, Age 1+		
	0.22, Age 2+		
	0.47, Age 3+		

Parameter	Value	Description	Reference
	0.73, Age 4+		
	0.90, Age 5+		
smolt.wtemp.max	11.3–13.6°C (12°C)	maximum temperature at which smoltification occurs	McCullough et al. 2001, Richter and Kolmes 2005
smolt.prob2F	0.01, Age 0+	probability of smoltification by females (F) in the next growth year as a function of the number of anadromous parents (e.g., 0F, 1F, 2F) and age (0–4 years).	Courter et al. 2009
	0.9, Age 1–4+		
smolt.prob1F	0.01, Age 0+		
	0.55, Age 1–4+		
smolt.prob0F	0.01, Age 0+	probability of smoltification by males (M) in the next growth year as a function of the number of anadromous parents (e.g., 0M, 1M, 2M) and age (0–4 years).	Courter et al. 2009
	0.02, Age 1–2+		
	0.0, Age 3–4+		
smolt.prob2M	0.01, Age 0+		
	0.5, Age 1–4+		
smolt.prob1M	0.01, Age 0+		
	0.2, Age 1–4+		
smolt.prob0M	0.01, Age 0+		
	0.02, Age 1–2+		
	0.0, Age 3–4+		

The resident habitat generator defines daily in-channel habitat suitability based upon discharge and water temperature. It draws upon a user-provided table of mortality rates, energy consumption rates, maximum adult density, as well as flow-dependent usable habitat areas by reach. It receives discharge and water temperature values from the discharge and water temperature module.

The Resident Rearing model predicts locations of rearing resident and tracks their daily growth rates using water temperature at its current location, estimated food availability in its current reach, as well as age-specific estimates of energy consumption rate (Table 4-6). During each time step (one day), growth of each resident *O. mykiss* is simulated from these inputs by the relationships shown in Equation 4. Adults that are expected to reach sexual maturity in the following growth year are assigned reduced growth rates (maturation.growth.factor) with maturation probabilities assigned on the basis of anadromous parentage and age (e.g., mature.prob2F, mature.prob1F, etc.) (Table 4-6). The commitment date for maturity is assigned on May 15th of the model year and all adult fish are afforded reduced growth rates for the remainder of the model year. As discussed in Section 4.1.6.1, adults that are expected to smolt and emigrate in the following growth year (e.g., smolt.prob2F, smolt.prob1F, etc.) are, in contrast, assigned increased growth rates (smolting.growth.factor). The commitment date for smoltification is November 1st of the model year, approximately 6 months in advance of the expected smoltification period in Table 3-1. Fish not undergoing sexual maturation are drawn from the remaining resident rearing population, with probabilities of smolting based upon age-class and anadromous parentage (Table 4-6).

The Resident Rearing model is otherwise similar to the Juvenile Rearing model except that adults may potentially relocate to other usable habitat areas in various sub-reaches depending upon local habitat carrying capacity. The model tracks the redistribution of adults on the basis of discharge and habitat usage. Adults are initially assigned to model sub-reaches in proportion to the product of three factors: 1) usable habitat area (Figure 4-8), 2) an overall reach based habitat preference based on frequency of historical *O. mykiss* observations (Section 4.1.5.1), and 3) a temperature based preference function (Equation 6) to reflect avoidance of unsuitable

temperatures (Section 4.1.5.2). The exact rearing location (i.e., territories) within a sub-reach is assigned at random in 0.1 RM increments. As the model simulation progresses through time, the population of each sub-reach is compared with the rearing habitat carrying capacity (i.e., usable habitat area multiplied by adult.density), with any excess adults assumed to be displaced. In the event that the carrying capacity of all sub-reaches has been exceeded and no rearing habitat within temperature preference limits is available, the excess adults are assumed to be killed.

Mortality during redistribution is estimated by exposure to excessive temperatures as well as a background mortality rate (Section 4.1.5.3). The background mortality rate was used as a model calibration parameter (Section 4.3) to allow fitting to observed size class structure in recent population surveys.

4.2.6 Smolt Emigration

The Smolt Emigration stock-production model follows the outmigration of a smolt life stage from the Tuolumne River, by tracking movements of smolts past landmarks (e.g., RM 29.5 or RM 5.2 RSTs, RM 24.5 weir, or San Joaquin River confluence at RM 0) with the emigrant smolt life stage module. This stock-production model draws upon information from the following sources:

- (1) results of the Resident Rearing stock-production model,
- (2) the discharge and water temperature module, and
- (3) a list of parameters (Table 4-7)

Table 4-7. Parameters and associated references for Smolt Emigration

Parameter	Value	Description	Reference
smolting.day	197	peak activity as days from October 1 st	Table 3-1 activity based on NMFS 2009
	23	standard deviation of peak activity	
	152	date of 1 st smolt from October 1 st	
	244	date of last smolt from October 1 st	
smolt.wtemp.max	11.3–13.6°C 12°C	maximum temperature at which smoltification occurs	McCullough et al. 2001
smolt.uuilt	23–26°C (25°C)	temperature at which mortality increases from 0% to 100%	Threader and Houston 1983; Myrick and Cech 2001
smolt.migr.velocity	0.2–60 mi/day (11 mi/day)	emigration rate of smolts in excess of reach specific velocity	Del Real et al. 2012
smolt.migr.mrate	0.14 days ⁻¹ , Age 1+	aquatic predation rate due to downstream movement	Age 1+ rate based upon Chinook juvenile mortality estimate for W&AR-6 study. Lower rates for Age 2+ and older fish based upon predator gape size limits.
	0.01 days ⁻¹ , Age 2+		
	0.0 days ⁻¹ , Age 3+ and older		

Smoltification of rearing adults not undergoing sexual maturation is based upon probabilities based upon the relative degree of anadromous parentage (Section 4.2.5) within Table 4-7 showing the overall smoltification period (smolting.day) according to the generalized timing in Table 3-1. For rearing adults Age 1+ through Age 3+ within particular reaches of the lower Tuolumne River, smoltification is prevented at higher water temperatures (smolt.wtemp.max).

Mortality during smolt emigration is estimated due to excess water temperatures (smolt.uuilt) as well as due to exposure to predation using an emigration speed (smolt.migr.velocity) and migration mortality rate (smolt.migr.maret).

4.3 Model Calibration and Validation

Due to the limited occurrences of *O. mykiss* in routine monitoring activities (e.g., RST, river-wide seining, RM 24.5 counting weir)(Stillwater Sciences 2012b), opportunities for model calibration or validation are limited. Some model mechanisms (e.g., temperature based mortality) and functional relationships discussed in Section 4.2 have been studied in detail under controlled conditions. Hence, the appropriate values for the relevant model parameters (Section 4.2) are constrained by experimental data. Other relationships are based on simple models and use parameter values constrained only loosely by “common sense” arguments. The calibration and validation phase of the model has two purposes: (1) to fine-tune the less well constrained parameter values in order to maximize the agreement between the model and population monitoring data, and (2) to examine the degree to which the modeled mechanisms account for the year-to-year variability in these data.

Model calibration was conducted in two steps. First, fitting of growth parameters used in Equation 4 for fry (Table 4-4), juveniles (Table 4-5), and adults (Table 4-6) was conducted to match inter-annual growth rates from the *O. mykiss Scale Collection and Age Determination Study* (W&AR-20). Next, baseline mortality parameters for these life-stages were adjusted to achieve a stable long-term average population size over a multi-year simulation (1996–2009) using end-of-year results as start-of-year populations for the next model year.

Model validation was carried out using the fitted growth and mortality parameters from the calibrated model by comparisons of age structure and summer-rearing population sizes from the TROM model with those found in recent population estimates (2008–2011) developed through intensive snorkel surveys (e.g., Stillwater Sciences 2008, 2009, 2011, 2012c). Using the *O. mykiss* population estimates and observed proportions of individuals in various size classes for a particular survey year (e.g., July 2008), an initial population size and age structure was developed as an input to the model with size classes converted to age-classes from the *O. mykiss Scale Collection and Age Determination Study* (W&AR-20). Parameter estimates for the calibrated model (Table 4-2 through 4-7) were used to estimate mid-summer population sizes for comparison to historical population size estimates.

4.4 Sensitivity Analyses

The sensitivity analysis consisted of making a large number of model runs by varying one parameter at a time in the calibrated TROM model at two population sizes: 500 Age 1+ and older fish (Low) and 10,000 Age 1+ and older fish (High). For each change in a particular parameter value, the model was used to recalculate the estimated end-of-year metrics of juvenile and adult *O. mykiss* population size, holding all other values constant. To establish a starting population, the stable population size simulation used for model calibration (Section 4.3) was repeated using the calibrated model parameters. Starting populations for the sensitivity analyses were a random sample of either 500 (Low) or 10,000 (High) Age 1+ and older fish drawn from the accumulated year-end totals over the simulation period (1996–2009). Age 0+ population size

were assumed to be in proportion to the accumulated totals of year-end Age 0+ versus Age 1+ and older fish. Using age-class composition corresponding to stable populations of 500 (Low) and 10,000 (High) Age 1+ and older fish, model sensitivity testing was conducted using flow and water temperature data for two water years representing “dry” (WY 2009) and “wet” (WY 2011) conditions. Table 4-8 shows the forty-six parameters that were selected for examination along with the calibrated value and the parameter range tested (i.e., Min, Max).

Table 4-8. Model parameters selected for sensitivity testing

Model Parameter	Description	Calibrated Value	Min Tested	Max Tested
Upmigration and Spawning				
fecundity.bylength	eggs deposited (Equation 2)	0.007236	0.003618	0.005427
postspawn.survival.mult	multiplier of spawning survival (Table 4-2)	1	0.5	0.707
redd.defense.area	area defended by spawning female (ft ²)	37	32	80
redd.defense.time	redd defense time (d)	2	1	3
redd.disturb.area	area reworked by redd construction (ft ²)	9.2	8	20
spawn.wtemp.max	maximum temperature for spawning (C)	15	13	14
spawning.day	spawning timing from October 1 st (days)	152	138	145
spawning.duration	duration outside of rearing population (days)	7	2	4
Egg Incubation and Fry Emergence				
embryo.atu	accum. thermal units to emergence (C-days)	647	600	620
embryo.survival	egg survival-to-emergence	0.45	0.05	0.25
embryo.uuilt	lethal temperature for egg/alevins (C)	15	13	14
Fry Rearing				
fry.density	maximum fry rearing density (#/ft ²)	1.11	0.555	0.8325
fry.displace.rate	probability of fry displacement (1/day)	0.1	0.05	0.075
fry.displace.time.mean	duration of fry displacement (day)	0.02	0.01	0.015
fry.emigrate.p	fraction of fry emigrating at swim-up	0.3	0.15	0.225
fry.kappa	energy required for fry foraging	1.7	0.85	1.275
fry.migr.mrate	fry migration mortality rate (1/day)	2.704	1.352	2.028
fry.mrate	fry background mortality rate (1/day)	0.017	0.0085	0.01275
fry.uuilt	lethal temperature for fry (C)	25	23	24
length.swimup	fry size at emergence (mm)	24	20	22
Juvenile Rearing				
juvenile.density	maximum juvenile rearing density (#/ft ²)	0.3838	0.1919	0.28785
juvenile.displace.rate	probability of juvenile displacement (1/day)	0.01	0.005	0.0075
juvenile.displace.time.mean	duration of juvenile displacement (day)	0.0833	0.04165	0.062475
juvenile.kappa	energy required for juvenile foraging	1.5	0.75	1.125
juvenile.migr.mrate	juvenile migration mortality rate (1/day)	0.1386	0.0693	0.10395
juvenile.mrate	juvenile background mortality rate (1/day)	0.017	0.0085	0.01275
juvenile.uuilt	lethal temperature for juveniles (C)	25	23	24
Resident Rearing				
adult.density	max adult rearing density (#/ft ²)	0.0103	0.00515	0.007725
adult.kappa	energy required for adult foraging	1	0.5	0.75
adult.mrate, age0	age 0+ background mortality rate (1/day)	0.01	0.005	0.0075
adult.mrate, age1	age 1+ background mortality rate (1/day)	0.002	0.001	0.0015
adult.mrate, age2 up	ages 2–5 background mortality rate (1/day)	0.0002	0.0001	0.00015
adult.uuilt	lethal temperature for adults (C)	25	23	24
adult.wtemp upper pref.	upper preferred temperature for adults (C)	20	18	19
maturation.growth.factor	fraction of predicted growth for maturing fish	0.83	0.4	0.6
mature.prob0F, age1	probability of maturity for Age 1+ fish	0.1	0	0.05
mature.prob0F, age2	probability of maturity for Age 2+ fish	0.1	0	0.05

Model Parameter	Description	Calibrated Value	Min Tested	Max Tested
mature.prob0F, age3 up	probability of maturity for Age 3-5 fish	0.85	0.2	0.4
smolt.mult	multiplier of smolting probability (Table 4-6)	1	0.5	0.707
smolting_growth.factor	fraction of predicted growth for smolts	1.1	1	1.2
Smolt Emigration				
smolt.migr.mrate age 1	age 1+ smolt migration mortality rate (1/day)	0.14	0.07	0.105
smolt.migr.mrate age 2	age 2+ smolt migration mortality rate (1/day)	0.01	0.005	0.0075
smolt.migr.mrate age 3 up	age 3-5 smolt migr. mortality rate (1/day)	0	0.005	0.01
smolt.migr.velocity	smolt emigration speed (mi/day)	11	0.2	5
smolt.uuilt	lethal temperature for smolts (C)	25	23	24
smolt.wtemp.max	maximum temperatures for smolting (C)	12	10	11
smolting.day	smolt timing from October 1 st (days)	197	183	190

Parameter ranges shown in Table 4-8 may be varied as a proportion as shown in the Study Plan (e.g., $\pm 25\%$ of initial value) or may be varied across a typical range. For sensitivity testing, the typical range approach was used for most parameters (e.g., UUILT), but the proportionate approach was used when a typical range could not be identified from existing Tuolumne River data or the literature (e.g., fry.mrate, fry.migr.mrate, juv.mrate, juv.migr.mrate). Several parameters were expected to function together in such a way that it would be redundant to consider them all separately. For example, the model has a parameter representing male post-spawning survival (anadromousM.postspawn.survival), but this number has little effect on the rest of the life history (the model assumes that there are always enough males present to fertilize any redds constructed), and so this parameter was evaluated using a scaling multiplier (post.survival.mult) that allowed variations in individual parameters together.

To examine the model sensitivity to factors potentially affecting production of resident *O. mykiss*, two sensitivity metrics were evaluated: (1) “juvenile productivity”, calculated as the ratio of end-of-year (Age 0+) juvenile population size to the number of spawners (Age 2+ and older), and (2) “adult replacement”, calculated as the ratio of end-of-year adult population size (Age 2+ and older) to the starting population size (Age 2+ and older) on October 1st.

A separate sensitivity analysis was conducted to examine factors affecting potential steelhead using a “smolt productivity” metric calculated as the ratio of annual smolt production (Age 1+ and older) to the starting adult population size (Age 1+ and older) on October 1st. Variations in smolt production were examined for the low population size (500 Age 1+ and older fish) and high population size (10,000 Age 1+ and older fish) with a hypothetical steelhead run of 100 steelhead (50 females) at these population levels. Steelhead were assumed to spawn according to the same spawning timing used for resident *O. mykiss* (Table 3-1). To establish a starting population of mixed anadromous-resident parentage within each age-class, the stable population size simulation described above was modified by adding 100 steelhead spawners to the starting population size (i.e., 500 or 10,000 Age 1+ and older fish) at the beginning of each model year. Because a fixed number of anadromous fish were introduced in each model year, end-of-year results were recorded and then re-scaled to the starting population sizes for the remaining model simulations in each successive model year. Final mixed anadromous-resident populations used for the sensitivity analyses were then formed using 100 steelhead spawners added to a random sample of either 500 (Low) or 10,000 (High) Age 1+ and older fish drawn from the accumulated year-end totals over the simulation period (1996–2009). As for the evaluation of factors affecting resident *O. mykiss* production, factors affecting smolt production were examined by varying the

parameters in Table 4-8, with the model used to recalculate the estimated year end Smolt Productivity ratio, holding all other values constant.

4.5 Evaluation of *O. mykiss* Production under Current and Potential Future Project Operations

Using the parameterized and validated TROm model, juvenile and adult *O. mykiss* productivity metrics (Section 4.4) were estimated at two population sizes, with the starting age-class composition for 500 Age 1+ and older fish (Low) and 10,000 Age 1+ and older fish (High) developed as described in Section 4.4 for sensitivity testing purposes. The *O. mykiss* productivity metrics were also those used in sensitivity testing: (1) a “juvenile productivity” ratio calculated as the end-of-year estimate of Age 0+ fish divided by the number of female spawners (Age 2+ and older); and (2) an “adult replacement” ratio calculated as the end-of- year estimate of total adults (Age 2+ and older) divided by the starting population size (Age 2+ and older) on October 1st of the model year.

Resident *O. mykiss* production metrics were evaluated under “Base Case” conditions contained in the *Project Operations/Water Balance Model Study* (W&AR-2). The “Base Case” depicts the operation of the Project in accordance with the current FERC license, ACOE flood management guidelines, and the Districts’ current irrigation and M&I water management practices. For the purposes of this study, the Base Case hydrology represents flow conditions downstream of La Grange Dam from the fall of 1970 through September of 2009, with accompanying water temperature estimates provided by the *Reservoir Temperature Model* (W&AR-3) and *Lower Tuolumne River Temperature Model* (W&AR-16) studies. The Base Case provides a 37-year time series of varying hydrology and meteorology to examine variations in juvenile and adult *O. mykiss* production under a variety of water year types as well as to provide a basis of comparison for any alternative operating scenarios. Because little information was identified as part of the Synthesis Study (W&AR-5) to suggest a self-sustaining steelhead population on the Tuolumne River, factors affecting potential smolt production from a hypothetical steelhead run were evaluated as part of sensitivity testing only (Section 4.4).

5.0 RESULTS

5.1 Model Validation

Validation of the calibrated model was conducted using *O. mykiss* population data collected between July 2008 and September 2011 (Stillwater Sciences 2008, 2009, 2011, 2012c). Using parameter estimates for upmigration, spawning, egg incubation, fry rearing, juvenile and resident rearing (Table 4-2 through 4-7), population sizes were estimated by the model by age-class for comparison to historical population size estimates. Figure 5-1 shows one-year model projections of *O. mykiss* population age structure for Age 1+ and older fish from 2008 to 2011. The connecting arrows reflect one-year model simulations starting with the snorkel survey estimates from July 2008 that were used as TROM model inputs along with average daily discharge and corresponding water temperatures from July 2008 to July 2009.

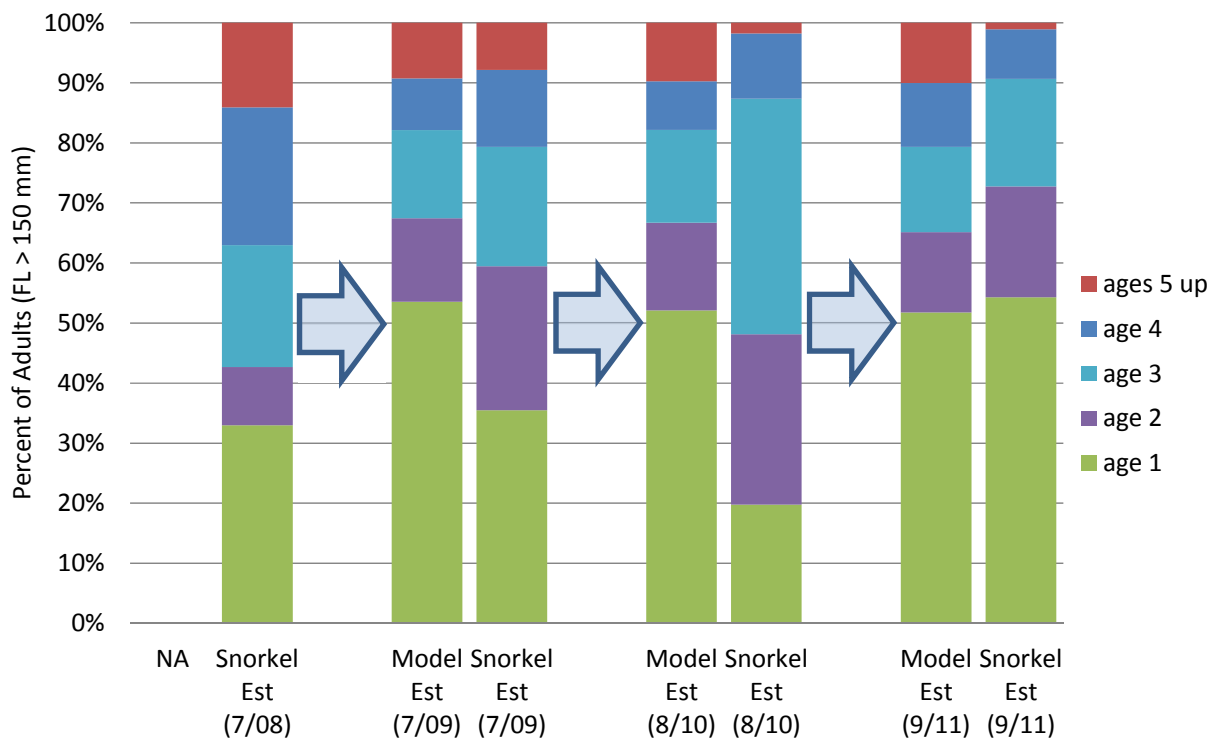


Figure 5-1. Model-based and snorkel survey based age composition of *O. mykiss* in the Tuolumne River (2008–2011).

Comparison of the Figure 5-1 model predictions of the age-class composition in 2009–2011 with the corresponding snorkel survey results for each year show that the model tends to over-represent the oldest age-classes (Age 5+ and above) and under-represent the proportion of Age 2+ and Age 3+ fish when compared to the snorkel survey-based estimates. Extending the calibration results to *O. mykiss* cohort abundance, Figure 5-2 shows model-based and survey-based population estimate by age-class from 2008 to 2011.

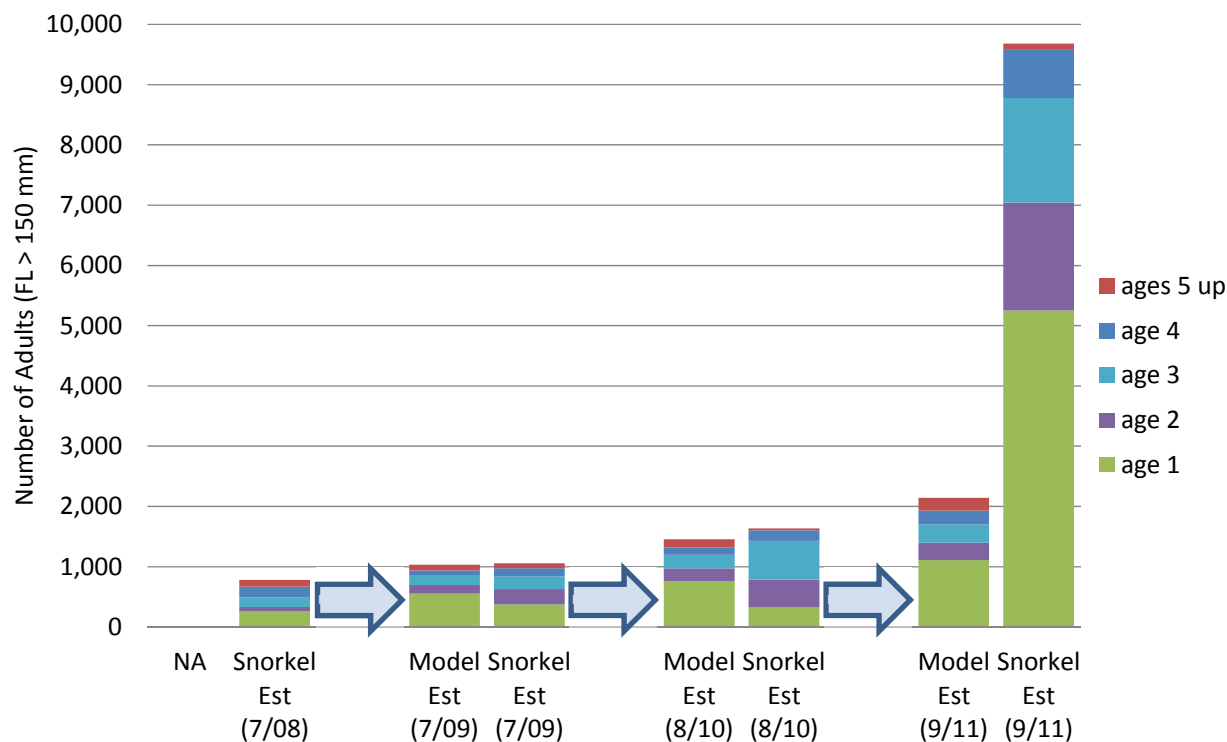


Figure 5-2. Model-based and snorkel survey based population estimate by age-class for *O. mykiss* in the Tuolumne River (2008–2011).

The numbers of individuals in each age-class shown in Figure 5-2 are generally lower than the snorkel survey-based estimates for the same year. However, year-to-year changes in cohort size appear to be more consistently represented by the model-based results than the survey-based results. For example, large increases in the survey-based results for Age 3+ fish occurring from 2009–2011 that should have originated as Age 2+ fish in the prior year (i.e., from 2008–2010) suggests some errors in the underlying data. Most dramatically, population size of Age 2+ and Age 3+ fish estimated from the 2011 snorkel survey data are much higher than the corresponding survey-based cohort estimates for Age 1+ and Age 2+ fish occurring in 2010 (Figure 5-2).

A more direct comparison of model-based results with snorkel survey-based results is provided in Figure 5-3 for fish larger than 150 mm FL, and in Figure 5-4 for fish smaller than 150 mm FL. Overall, the *O. mykiss* direct abundance estimates after one-year model simulation compares reasonably well with the survey-based estimates except for 2011. However, potential introduction of juvenile and adult *O. mykiss* from habitats upstream of La Grange Dam (RM 52) in 2011 as well as year-to-year variations in snorkel survey-based estimates of cohort sizes (e.g., Age 3+ vs. preceding Age 2+, etc.) suggests that replication of these abundance estimates may not be attainable. The model-based results were below the survey-based results for larger (> 150 mm FL) fish, but within the confidence bounds of these estimates for all years except in 2011 (Figure 5-3). Model-based results were above survey-based results in 2009–2010, but below survey-based results in 2011 (Figure 5-4).

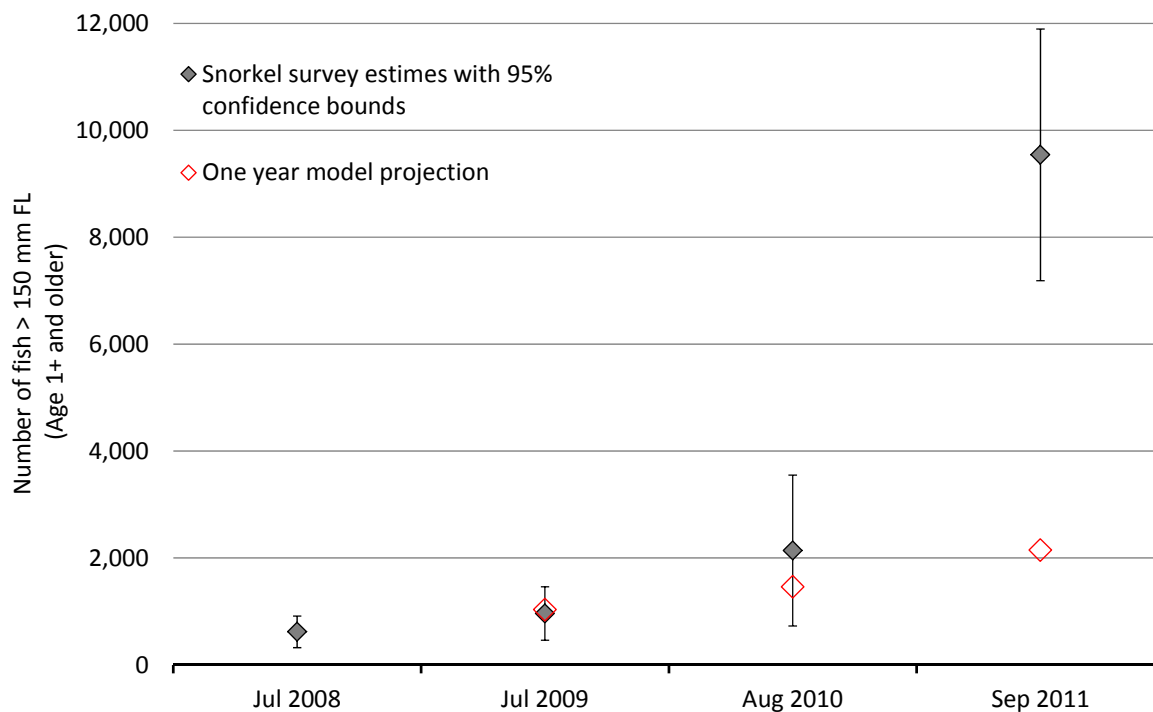


Figure 5-3. Model-based and snorkel survey based population estimate for *O. mykiss* > 150 mm FL in the Tuolumne River (2008–2011).

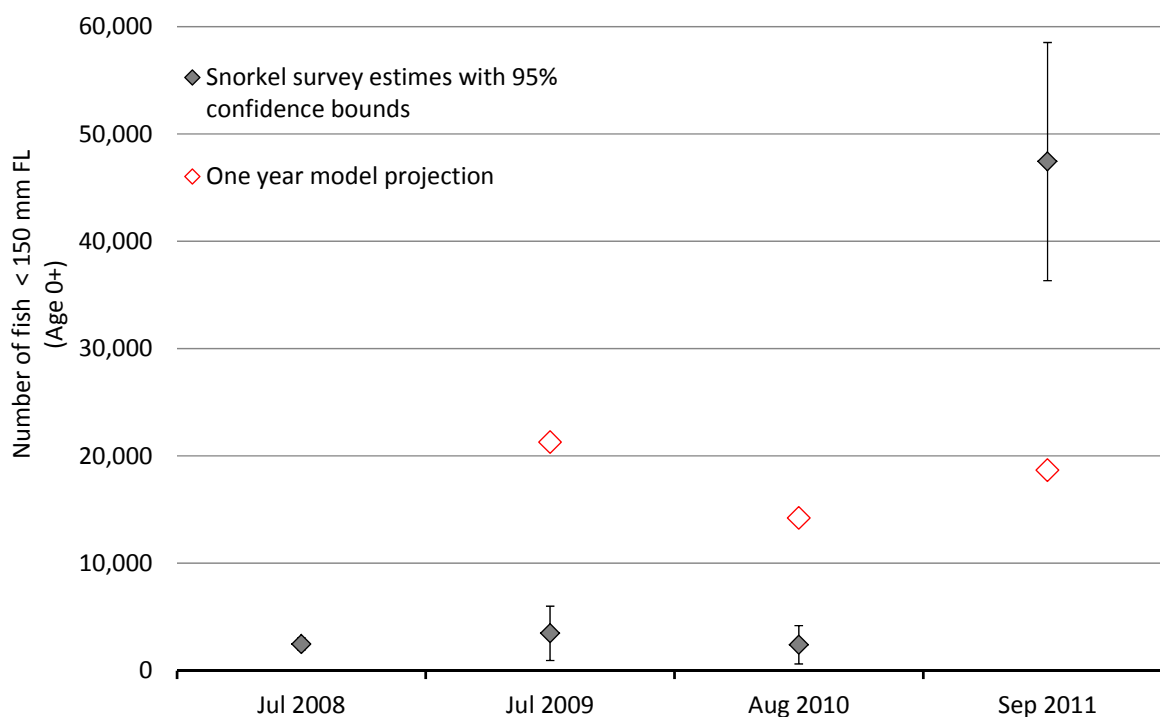


Figure 5-4. Model-based and snorkel survey based population estimate for *O. mykiss* < 150 mm FL in the Tuolumne River (2008–2011).

Based upon long-term variations in the downstream extent of *O. mykiss* habitat use and relative abundance summarized in the Synthesis Study (W&AR-5), juvenile (<150 mm FL) population size estimates were expected to vary substantially year-to-year. However, several issues affecting the survey-based population size estimates were identified in the individual survey reports (Stillwater Sciences 2008, 2009, 2011, 2012c), including:

1. the infeasibility of using electrofishing of ESA listed salmonids to calibrate observed fish counts within individual sampling units;
2. poor observability of individual fish due to higher turbidity progressing downstream;
3. inability to see fish along the channel bottom of deeper pool sampling units; and
4. potential introductions of unknown numbers of resident *O. mykiss* into the lower Tuolumne River over La Grange Dam during high flow conditions (e.g., 2010 and 2011).

In addition to the issues identified above, the September 2011 surveys by Stillwater Sciences (2012c) were preceded by season-long high flow conditions in excess of 8,000 cfs during April and only reduced from summer flows of 2,000–3,000 cfs to 300 cfs for the survey period (September 20–24, 2011). The late-season flow changes occurring in September may have resulted in the displacement of many juvenile and adult *O. mykiss* from previously established rearing territories and thus potentially increased the observability of these fish as compared to prior years. For example, follow-up snorkel surveys in November 2011 found lower relative densities at the common sampling locations sampled in September 2011, suggesting fish may have been redistributed during the intervening weeks between the two surveys.

5.2 Sensitivity Analyses

To examine the model sensitivity to factors potentially affecting production of resident *O. mykiss*, sensitivity testing was conducted for a “Low” population size (500 Age 1+ and older fish) and a “High” population size (10,000 Age 1+ and older fish). Figure 5-5 shows variations in juvenile productivity (i.e., ratio of end-of-year Age 0+ juveniles to spawners) to parameters related to adult rearing through spawning and fry emergence. Figure 5-6 shows sensitivity of juvenile productivity to parameters related to fry and juvenile rearing, whereas Figure 5-7 shows sensitivity of the adult replacement ratio (i.e., Age 2+ and older fish/Age 2+ and older fish 1 year prior) to parameters related to adult rearing and spawning. Lastly, Figure 5-8 shows sensitivity of smolt productivity (i.e., ratio of Age 1+ and older smolts/Age 1+ and older fish one year prior) to parameters related to adult rearing and smoltification at two population sizes including 100 steelhead spawners. In each of the figures below, the calibration value for the tested parameter is shown as a vertical black line and the results for each sensitivity test (i.e., alternate parameter value, WY and population size scenario) connected by a horizontal or sloping line with colors representing hydrology type (i.e., orange for “dry” and blue for “wet”) and line style representing population size (i.e., dashed for “Low” and solid for “High”). Parameters exerting greater influence over the resulting variation in smolt productivity are shown with a greater slope above or below horizontal. For many of the parameters, however, the productivity line for each scenario is roughly horizontal, showing that the model is fairly insensitive to the exact value of the parameter selected across the ranges in Table 4-8.

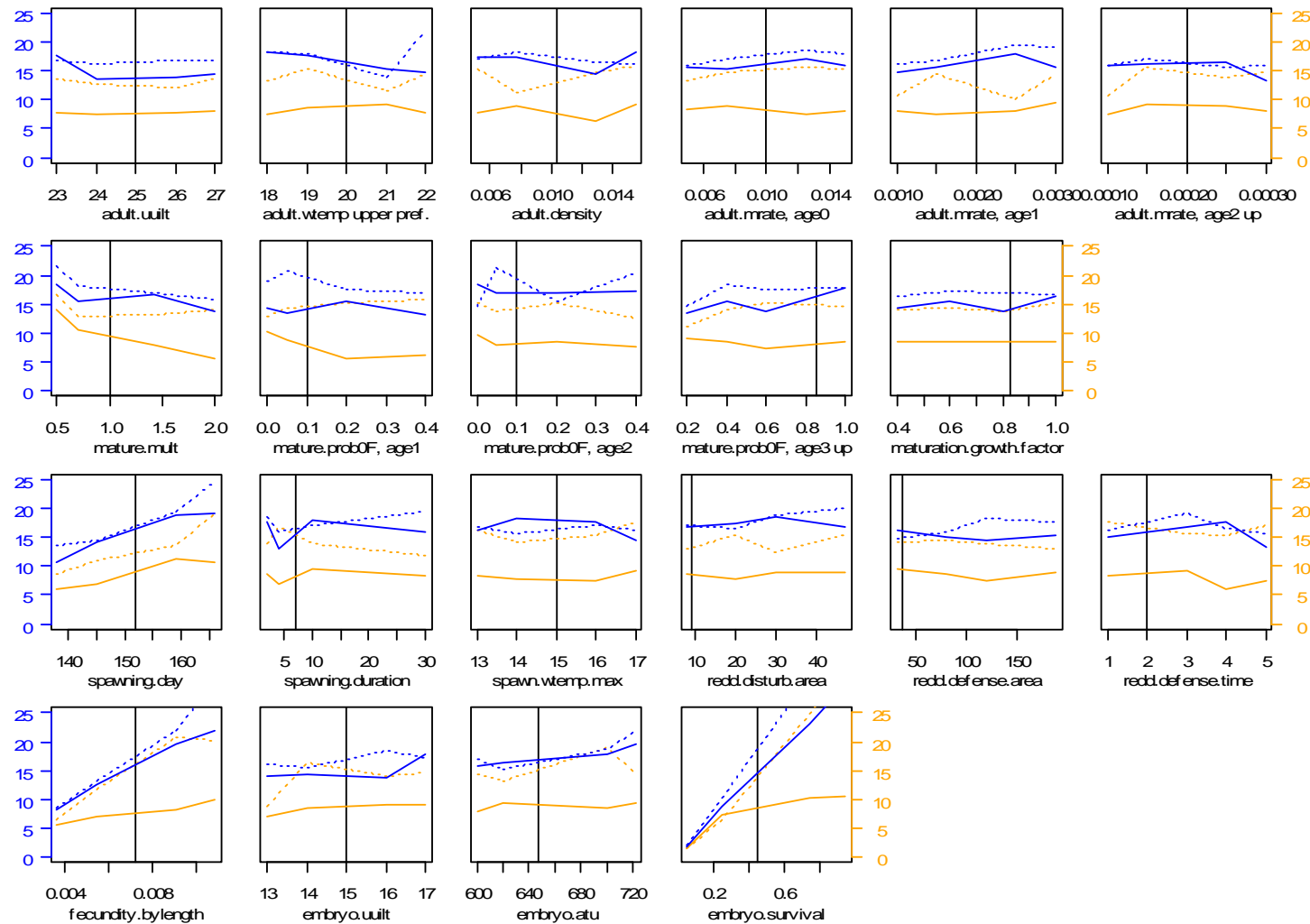


Figure 5-5. Model sensitivity of juvenile *O. mykiss* productivity to parameters related to adult rearing through spawning and fry emergence at two population sizes and under “dry” and “wet” water year types.

Note: Results shown for Low population size (500 fish, dashed lines) and high population size (10,000 fish, solid lines) under “dry” (WY 2009, orange lines) and “wet” (WY 2011, blue lines) water year hydrology.

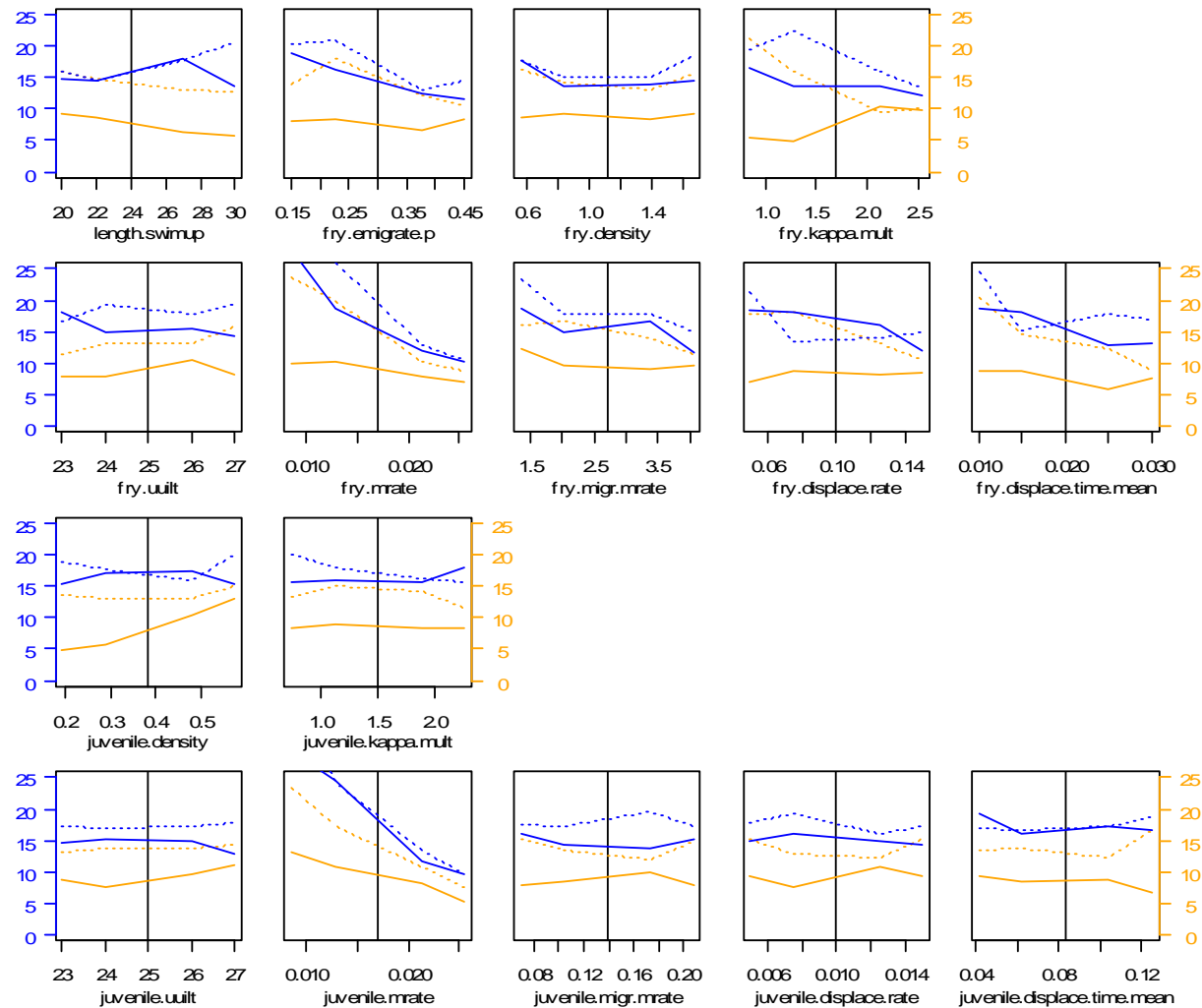


Figure 5-6. Model sensitivity of juvenile *O. mykiss* productivity to parameters related to fry and juvenile rearing at two population sizes and under “dry” and “wet” water year types.

Note: Results shown for Low population size (500 fish, dashed lines) and high population size (10,000 fish, solid lines) under “dry” (WY 2009, orange lines) and “wet” (WY 2011, blue lines) water year hydrology.

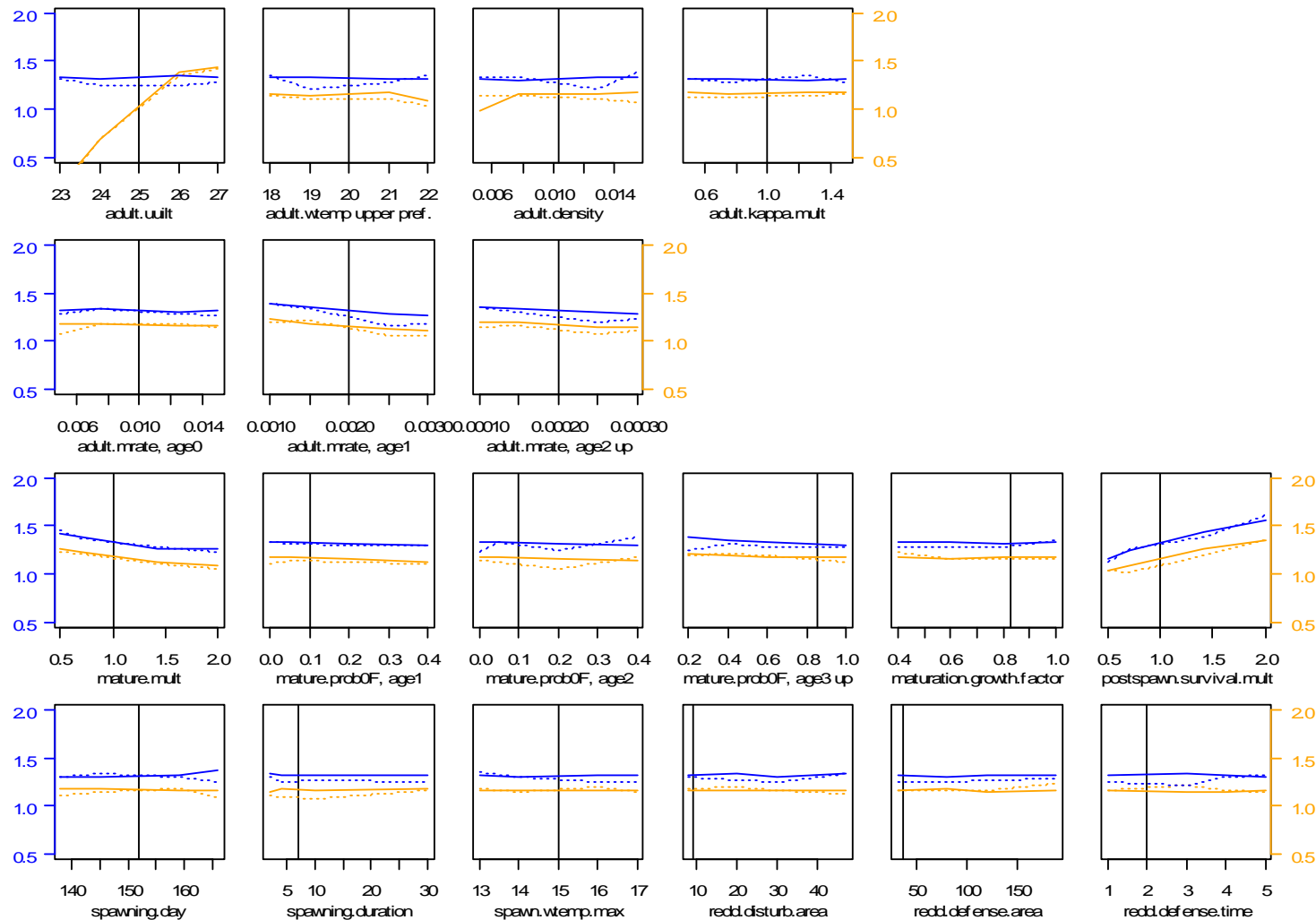


Figure 5-7. Model sensitivity of adult *O. mykiss* replacement ratio to parameters related to adult rearing and spawning at two population sizes and under “dry” and “wet” water year types.

Note: Results shown for Low population size (500 fish, dashed lines) and high population size (10,000 fish, solid lines) under “dry” (WY 2009, orange lines) and “wet” (WY 2011, blue lines) water year hydrology.

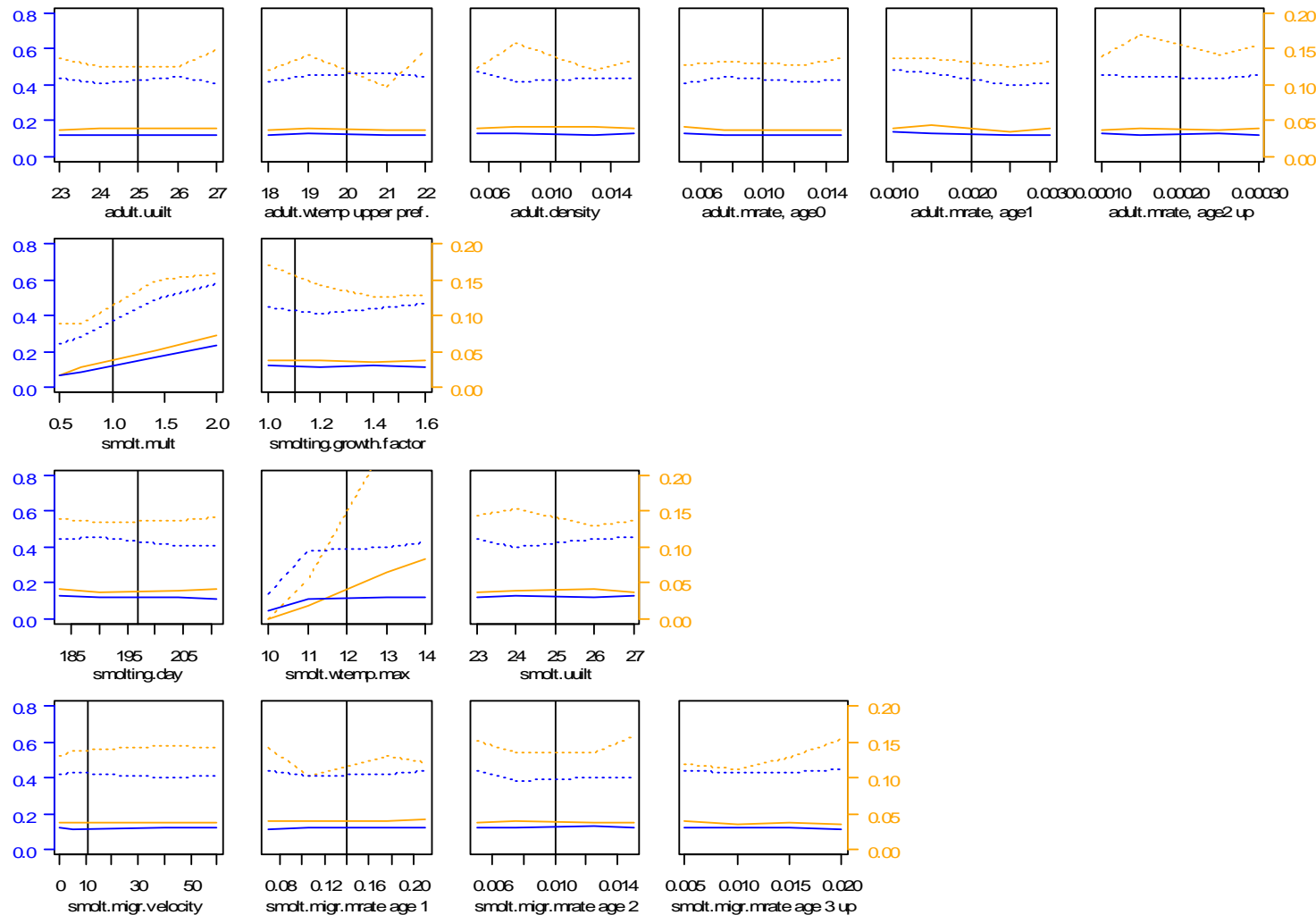


Figure 5-8. Model sensitivity of *O. mykiss* smolt productivity to parameters related to adult rearing and smoltification at two population sizes including 100 steelhead spawners and under “dry” and “wet” water year types.

Note: Results shown for Low population size (500 fish, dashed lines) and high population size (10,000 fish, solid lines) under “dry” (WY 2009, orange lines) and “wet” (WY 2011, blue lines) water year hydrology.

In addition to identifying individual model parameter sensitivity, parameters that are shown to result in greater changes in juvenile productivity (Figure 5-5) and adult replacement (Figure 5-6) may also be used to indicate potential factors controlling overall population levels. Within the overall life-history framework (Figure 4-10), juvenile and adult *O. mykiss* production is simulated using a series of independent sub-models linking a parent stock of a given life stage with production into the subsequent life stage, for example the number of spawners leads directly to the number of deposited eggs, and so on. This approach, first used by Reeves et al. (1989) to identify habitat needs for Coho salmon (*O. kisutch*), assumes that when habitat or other issues limit the progression of an individual life stage cohort (e.g., growth, survival), subsequent life stages and long-term populations may also be affected. In the sections below, the relative sensitivity of model parameters shown in Figure 5-5 through Figure 5-8 is discussed in the context of potential issues affecting life stage progression identified as part of literature reviews conducted for the Synthesis Study (W&AR-5).

5.2.1 Adult upmigration and spawning

Of the parameters used to represent the influences of spawning success upon juvenile productivity (Figure 5-5), sensitivity testing indicates that spawning timing (spawning.day) has the greatest influence. Increases in end-of-year juvenile productivity with later spawning reflect a combination of faster fry growth due to warmer temperatures as well as a shorter overall period when these fish are subject to migration related mortality sources (i.e., predation). Changes in the maximum water temperature preference for spawning (spawn.wtemp.max) resulted in no changes in juvenile productivity. Lastly, the lack of sensitivity to redd disturbance area (redd.disturb.area) and the related defended area (redd.defense.area) suggest no sensitivity to spawning habitat availability.

5.2.2 Egg incubation and fry emergence

Of the parameters used to represent conditions affecting egg incubation, spawner fecundity (fecundity.bylength) and egg survival-to-emergence (embryo.survival) are shown to exert the greatest influence on juvenile productivity (Figure 5-5). The temperature related development parameter (embryo.atu) also affects juvenile productivity estimates to some degree with longer development times corresponding to shorter exposure to migration related mortality sources (i.e., predation). Juvenile productivity was shown to be insensitive to variation in egg mortality thresholds (embryo.uuilt) within reasonable ranges. Based upon the assumed spawning timing for *O. mykiss* (Table 3-1), water temperature related egg mortality is unlikely to affect juvenile production. Lastly, although gravel quality was not considered of greater importance than other issues discussed in the Synthesis Study (W&AR-5), the effect of gravel quality upon egg survival-to-emergence (embryo.survival) is pronounced for all flow scenarios and population levels (Figure 5-5). This suggests that potential measures to improve gravel quality (e.g., gravel augmentation, gravel cleaning) would result in proportionate increases in juvenile *O. mykiss* production.

5.2.3 Fry rearing

Of the parameters used to represent fry rearing, several parameters related to fry mortality (fry.mrate, fry.migr.mrate) and movement (p.emigrate, fry.displace.rate, fry.displace.time), were shown to affect the resulting smolt productivity (Figure 5-6). The proportion of fry emigrating upon emergence (p.emigrate) directly affects subsequent juvenile production, although as suggested by available information summarized in the Synthesis Study (W&AR-5) little evidence for Delta or estuarine rearing exists and it is likely these fish are lost to predation and other out-of-basin mortality sources. Because these parameters were estimated through model fitting, more direct estimates of fry movement and survival with flow may be required to assess model uncertainty. Since parr-sized fish (50–150 mm FL) were assigned lower mortality rates (Table 4-5) compared to fry (Table 4-4), both length of fry at emergence (length.swimup) and food availability (fry.kappa) affect the number and timing of fish making the fry/parr transition and both were shown to affect juvenile productivity (Figure 5-6). As suggested in the Synthesis Study (W&AR-5), juvenile production was shown to be insensitive to changes in fry rearing habitat availability as expressed by maximum rearing density (fry.density). Lastly, juvenile productivity was also shown to be insensitive to the water temperature mortality threshold for fry (fry.uuilt) (Figure 5-6). This is consistent with predation as a primary mortality source for fry, since fry rearing occurs at upstream locations where high temperatures approaching mortality thresholds do not normally occur. It should also be noted that for fry displaced into downstream habitats by high flows during spring, high air temperatures likely result in water temperatures exceeding mortality thresholds by mid- to late-summer, regardless of water year type. For this reason, relatively few fish are affected by reasonable variations in the selected parameter value.

5.2.4 Juvenile rearing

Of the parameters used to represent juvenile rearing of parr-sized fish (50–150 mm FL), year-end juvenile productivity was sensitive to decreases in the maximum rearing density (juvenile.density) during “dry” water year types (Figure 5-7). Because juvenile movement rates are relatively low as compared to fry, displacement of juveniles in excess of rearing capacity is the primary mechanism initiating movement (Section 4.1.4.2). These results suggest that limited availability of juvenile rearing habitat during “dry” years may have the potential for increased migration related mortality (i.e., predation). Low levels of water temperature related mortality may potentially occur for any juveniles displaced into downstream rearing locations during late spring and summer. Although the date of 1st transgression of lower or higher thresholds than those tested (Table 4-8) may occur earlier (or later) in the summer within these downstream habitats, model sensitivity testing suggests low sensitivity to the water temperature mortality threshold (juvenile.uuilt) (Figure 5-6).

5.2.5 Resident rearing

Of the parameters used to represent resident rearing, parameters related to background mortality (adult.mrate for Age 0+, Age 1+, and Age 2+ and older fish) and spawning related mortality (mature.mult; mature.prob0F for Age 1+, Age 2+, and Age 3+ and older fish; and postspawn.survival.mult) were shown to strongly affect the resulting adult replacement ratio (Figure 5-7). Because values for these parameters were assigned from out-of-basin information

sources (Table 4-6) and little information on resident *O. mykiss* spawning is available for the Tuolumne River beyond the 2013 spawning locations identified in the *Redd Mapping Study* (W&AR-8), more direct estimates of spawning related mortality may be required to reduce model uncertainty. Lastly, sensitivity of adult replacement ratio to water temperature mortality thresholds (adult.uuilt) in “dry” water year types suggests that over-summering habitat for adults may be limiting under some conditions. It should be noted that although the TROm model implementation allows adults (Age 1+ and older) rearing in habitats exceeding water temperature preference limits (i.e., increased avoidance for temperatures between 20–24°C [68–75°F]) to redistribute to areas meeting those limits (Section 4.1.5.2), this habitat selection is made on a weekly time-step. As a result, any model fish occupying habitats exceeding assumed daily mean water temperature mortality thresholds (25°C [77°F]) on a daily time step would be subject to temperature-related mortality.

5.2.6 Potential smolt productivity

Using an assumption of 100 steelhead spawners in addition to the Low (500 fish) and High (10,000) population sizes, Figure 5-8 shows model sensitivity to parameters used to represent smoltification and emigration. Smolt productivity was most sensitive to the scaling parameter (smolt.mult) used to explore the effects of varying the various smoltification probabilities for each age-class and proportion of number of anadromous parents (0, 1, 2). In addition, water temperature for smoltification (smolt.wtemp.max) had a nearly linear relationship with smolt productivity in “dry” water year types at both population sizes, with lower sensitivity in “wet” water year types across the expected 12–15°C (53.6–59°F) temperature range for smoltification discussed in Section 4.1.6.2. Of other parameters tested, small effects of increased adult mortality rate (adult.mrate for Age 0+, Age 1+, and Age 2+ and older fish) could be expected to reduce the numbers of potential smolt outmigrants. In addition, because the commitment to maturity would occur in the prior model year prior to the commitment to smoltification (Section 4.2.5), increasing the proportion of adults reaching sexual maturity (mature.prob0F, 1F, 2F) above the values shown in Table 4-6 would also be expected to reduce the number of fish available for smoltification.

5.3 Evaluation of *O. mykiss* Production under Current and Potential Future Project Operations

Using the parameterized and validated TROm model, *O. mykiss* production was estimated for two resident population sizes (i.e., 500 [Low] and 10,000 [High] Age 1+ and older fish) under “Base Case” conditions contained in the *Project Operations/Water Balance Model Study* (W&AR-2). Variations in juvenile productivity and adult replacement metrics were evaluated for the Base Case simulation period (1971–2009). For the Base Case hydrology and water temperature data, the “juvenile productivity” (i.e., end-of-year estimate of Age 0+ fish divided by the total number of spawners within the model year) in relation to river discharge measured at the USGS La Grange gage is presented in Figure 5-9 for the two population sizes. Although model simulations were conducted on a full water year basis, results are sorted by water year type as well as by decreasing discharge for the expected juvenile rearing period (March–September). Some density-dependent effects are apparent, with lower juvenile productivity predicted at High population sizes than for Low population sizes.

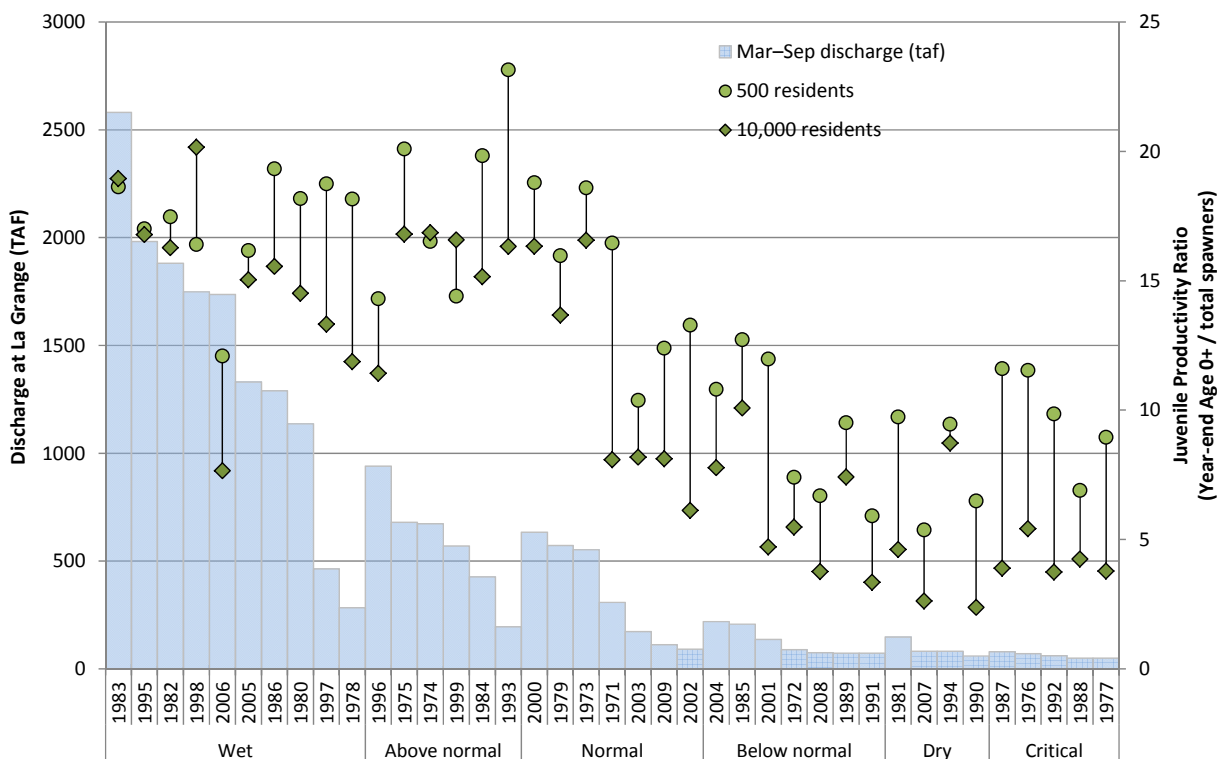


Figure 5-9. Modeled juvenile *O. mykiss* productivity for the Base Case (1971–2009) sorted by water year type and La Grange discharge (March–September) for two resident population sizes.

The general pattern in juvenile productivity shown in Figure 5-9 is consistent with variations in the historical snorkel survey data summarized as part of the Synthesis Study (W&AR-5), with decreased extent of downstream habitat use by juveniles during periods of extended droughts that generally matches decreasing La Grange discharge. In order to examine the potential influences of year-to-year variations in regional meteorology upon water temperatures, Figure 5-10 presents juvenile productivity sorted by water year type and maximum weekly average temperature (MWAT) during summer (June–August) at Roberts Ferry Bridge (RM 39.5) for two resident population sizes. This location was selected as an indicator of over-summering conditions and generally corresponds to the downstream extent of *O. mykiss* habitat use in most years (Stillwater Sciences 2012b). In the same manner as the results presentation with La Grange discharge (Figure 5-9), it should be noted that model simulations were conducted on a full water year basis using daily average water temperatures, but the results shown in Figure 5-10 are presented by water year type as well as by increasing MWAT for the expected hottest over-summering period (July–September).

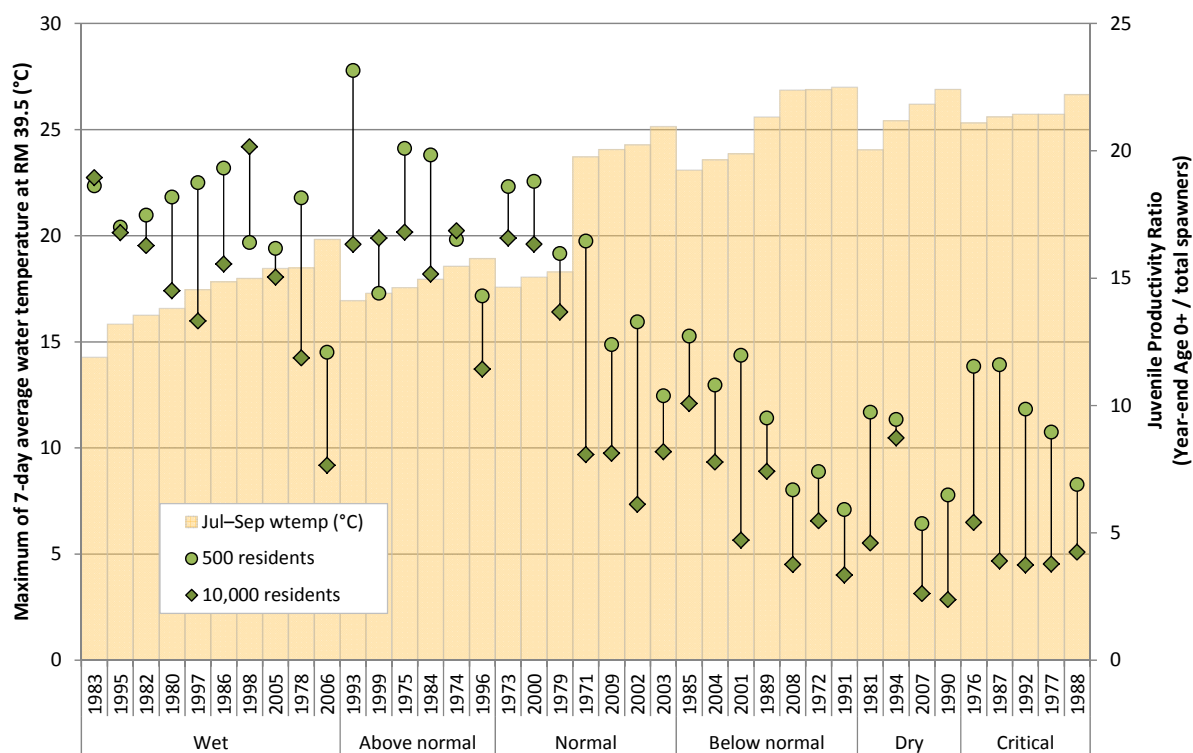


Figure 5-10. Modeled juvenile *O. mykiss* productivity for the Base Case (1971–2009) sorted by water year type and summertime (July–September) MWAT at Roberts Ferry Bridge (RM 39.5) for two resident population sizes.

In addition to variations in juvenile productivity under differing hydrologic conditions, adult replacement ratio (i.e., end-of-year estimate of Age 2+ and older fish divided by the starting population size of Age 2+ and older fish) is presented in Figure 5-11 for the two population sizes, sorted by La Grange discharge and water year type. Model predictions suggest an overall increase in year-over-year adult population size (i.e., adult replacement > 1.0) for most Normal, Above Normal, and Wet water years simulated with lower replacement in some drier water years. To a far lesser degree than for juvenile productivity (Figure 5-9), minor density dependent effects are apparent with lower adult replacement predicted at High population sizes than for Low population sizes. It should be noted that a number of random elements related to adult mortality are included in the model (Section 4.2.5) and these influence year-to-year estimates of adult replacement in Figure 5-11. This variation is large enough that the simulated adult replacement for a High population size is above that of the Low population size in some years (Figure 5-11). Due to the random elements discussed above, these exceptions would likely not be repeated in successive simulations and the overall pattern showing low levels of density dependence upon adult replacement would be maintained. As with juvenile productivity, adult replacement is presented in Figure 5-12 for the two population sizes, sorted by water year type and summertime MWAT at Roberts Ferry Bridge (RM 39.5) for two resident population sizes.

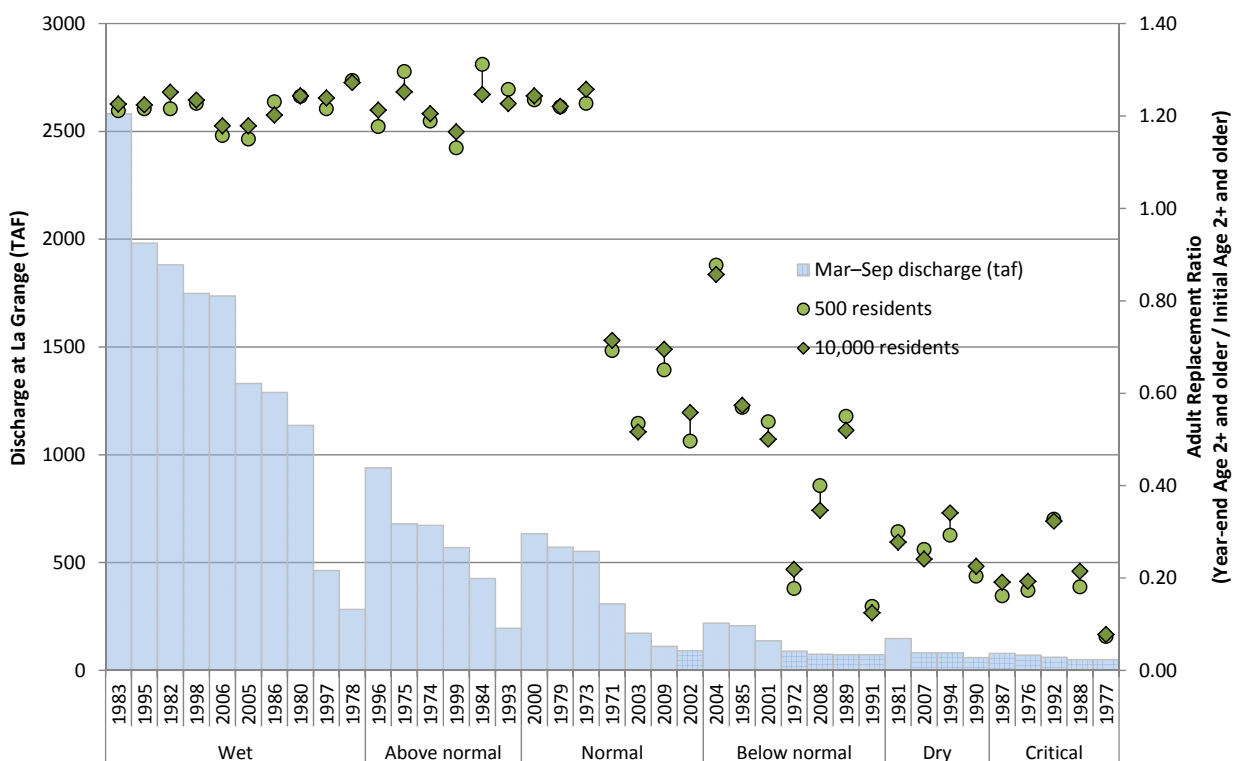


Figure 5-11. Modeled adult *O. mykiss* replacement for the Base Case (1971–2009) sorted water year type and La Grange discharge (March–September) for two resident population sizes.

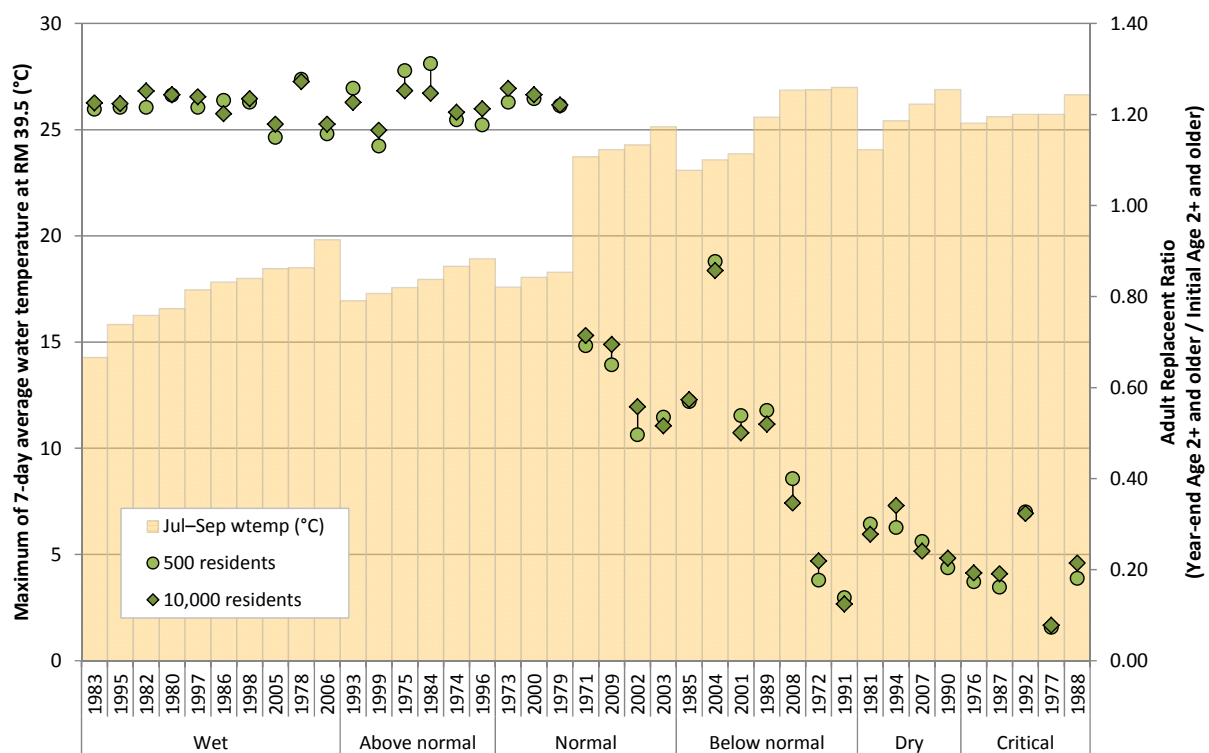


Figure 5-12. Modeled adult *O. mykiss* replacement for the Base Case (1971–2009) sorted by water year type and summertime (July–September) MWAT at Roberts Ferry Bridge (RM 39.5) for two resident population sizes.

6.0 DISCUSSION AND FINDINGS

In accordance with the approved *O. mykiss* Population Study Plan (W&AR-10), the TROm model has been developed to examine the relative influences of various factors on the production of in-river life stages of *O. mykiss* in the Tuolumne River, identify critical life-stages that may represent a life-history “bottleneck”, and compare *relative* changes in the population between alternative resource management scenarios. As recommended in the June 2011 Integrated Life Cycle Models Workshop Report (Rose et al. 2011), this *O. Mykiss Population Study* was developed to compare relative *O. mykiss* production within the Tuolumne River for different water year types, drawing upon existing literature and additional information identified in the Synthesis Study (W&AR-5), including previously conducted Tuolumne River studies and interrelated relicensing studies. Independent life-stage specific sub-models were developed using a series of functional relationships and associated parameters to predict life history progression from upmigration through spawning, egg incubation, fry and juvenile rearing, resident rearing, to smolt emigration. In the absence of reliable information on the numbers and timing of any anadromous *O. mykiss* spawning and the factors contributing to anadromy in the Tuolumne River, the relative changes in the production of *O. mykiss* smolts resulting from different flow and temperature conditions within the Tuolumne River cannot be reliably assessed using the TROm model. The following sections discuss model results, modeling inferences regarding factors affecting *O. mykiss* production, expression of anadromy in the Tuolumne River, as well as potential future information needs to address assumptions made in the TROm model development.

6.1 Model Validation

Using recent *O. mykiss* population survey estimates from intensive snorkel surveys in the lower Tuolumne River along with recorded river discharge and water temperature data from 2008–2011, validation of the calibrated TROm model was carried out by comparing survey data to modeling results of age-class composition and abundance for young-of-year (Age 0+) juveniles as well as older age-classes of *O. mykiss*. Using snorkel-based survey results as model inputs, model-based results matched snorkel-based estimates of the proportions of individuals in each age-class from snorkel surveys conducted in the following year. Model-based abundance estimates were generally higher than snorkel survey-based estimates for young-of-year juveniles, but within 95% confidence bounds of survey-based estimates of older age-classes for all years except 2011. Because several issues affected population size estimates in the historical survey results, particularly related to extended high flows during 2011, year-to-year changes in age-class abundance compared to the same cohort one year prior are better represented in the model than in the survey-based results. For example, suitable sampling conditions for snorkel surveys were limited to a narrow flow range (<300 cfs) which likely had a large effect upon the 2011 survey results (Stillwater Sciences 2012c). Because use of the TROm model to confidently predict absolute population size estimates is constrained by the reliability of the existing population monitoring data, the approved *O. mykiss* Population Study Plan (W&AR-10) describes the intended use of the model as limited to comparing *relative* changes in population levels, as well as *relative* influences of in-river factors affecting *O. mykiss* production.

6.2 Model Scenario Results

Using the calibrated TROM model, *O. mykiss* production was evaluated for the Base Case simulation period (1971–2009). The Base Case provides a 37-year time series of varying hydrology and meteorology to examine variations in *O. mykiss* production under a variety of water year types as well as to provide a basis of comparison for any alternative operating scenarios. Using water temperature estimates provided by the *Reservoir Temperature Model* (W&AR-3) and *Lower Tuolumne River Temperature Model* (W&AR-16) studies, juvenile and adult *O. mykiss* productivity was estimated at two population sizes of resident *O. mykiss*: 500 fish (Low) and 10,000 fish (High). Modeling results showed that the juvenile productivity (i.e., ratio of end-of-year Age 0+ juveniles to spawners) was generally higher during “wet” water year than for “dry” water year scenarios with these patterns reflective of cooler summertime water temperatures upstream of RM 39.5 in “wet” water year types. For older age-classes, adult *O. mykiss* replacement (i.e., Age 2+ and older fish/Age 2+ and older fish 1 year prior), was also higher during “wet” water year than for “dry” water year scenarios with the understanding that older *O. mykiss* are more able to avoid unsuitable water temperatures or areas in excess of habitat carrying capacity than juveniles. As discussed in the Synthesis Study (W&AR-5), these results are generally consistent with water temperature effects upon over-summering of young-of-year juveniles as well as historical information showing increased habitat use further downstream and higher relative abundance of *O. mykiss* in years with larger flood control releases. In addition to the results of the Base Case hydrology, alternative scenarios will be developed with relicensing participants at Workshop No. 2 in October 2013.

Results for the Base Case scenario suggests some density-dependent effects with higher juvenile and adult replacement predicted at lower population levels. As discussed in the sections below, in addition to evaluating alternative flow scenarios on the extent of suitable over-summering habitat, the identified model sensitivity to particular parameters suggests that some non-flow measures could potentially affect *O. mykiss* productivity (e.g., predator removal, predator suppression, etc.). Evaluation of such potential measures by using the model could be discussed with relicensing participants along with potential flow scenarios developed as part of Workshop No. 2. Along with information developed in the Synthesis Study (W&AR-5) as well as interrelated relicensing studies, the results of these scenario evaluations will be included in the Draft License Application.

6.3 Evaluation of Factors Affecting *O. mykiss* Production

Model sensitivity testing identified those model parameters affecting juvenile and adult *O. mykiss* population levels as well as potential smolt production from any steelhead arriving in the Tuolumne River. Using *O. mykiss* productivity metrics for juveniles (end-of-year Age 0+ fish/spawners), adults (Age 2+ and older fish/Age 2+ and older fish 1 year prior), and smolts (Age 1+ and older smolts/Age 1+ and older fish one year prior), parameters related to the following life stage processes were shown to exert the greatest influence on subsequent *O. mykiss* production through sensitivity testing of the calibrated model.

- **Upmigration and Spawning**
 - Low sensitivity of juvenile productivity to parameters related to redd construction or other spawning related parameters.
- **Egg incubation and fry emergence**
 - High sensitivity of juvenile productivity to parameters related to spawning timing as well as survival-to-emergence.
 - Low sensitivity of juvenile productivity to other spawning related parameters.
- **Fry rearing**
 - High sensitivity of juvenile productivity to parameters related to growth and initial fish size affecting the timing of fry/parr transition.
 - Moderate sensitivity of juvenile productivity to parameters related to fry movement and water temperature related mortality.
 - Low sensitivity of juvenile productivity to maximum fry rearing density
- **Juvenile rearing**
 - Moderate sensitivity of juvenile productivity to parameters related to maximum juvenile rearing density, water temperature related mortality in “dry” water year types, as well as background mortality rates.
 - Low sensitivity of juvenile productivity to food availability.
- **Resident rearing**
 - High sensitivity of adult replacement to parameters related to water temperature related mortality in “dry” water year types.
 - Moderate sensitivity of adult replacement to spawning probability, spawning-related mortality, and background mortality rates.
 - Low sensitivity of adult replacement to food availability and maximum adult rearing density.
- **Smolt emigration**
 - High sensitivity of smolt productivity to parameters related to the probability of smoltification based upon anadromous parentage as well as water temperatures for smoltification.
 - Low sensitivity of smolt productivity to parameters related to adult or smolt emigration mortality.

Below we discuss the results of the sensitivity testing results and Base Case scenario results in the context of issues identified in the Synthesis Study (W&AR-5).

6.3.1 Spawning Habitat Availability

The lack of sensitivity to redd disturbance area (redd.disturb.area) and the related defended area (redd.defense.area) suggest no model sensitivity to spawning habitat availability. No evidence of *O. mykiss* redd superimposition was found during 2013 surveys for the *Redd Mapping Study* (W&AR-8). Because usable spawning habitat for *O. mykiss* spawning (Figure 4-1) is near optimal at base flows in the current FERC (1996) flow schedule based upon results of the *Lower Tuolumne River Instream Flow Study* (Stillwater Sciences 2013), increases in spawning flows may be expected to result in only minor increases in available spawning habitat for *O. mykiss*. Because the *Spawning Gravel Study* (W&AR-4) indicates relatively little change in available spawning areas as compared to historical estimates, the model results suggest that other than

gravel quality improvements related to egg survival-to-emergence, potential spawning habitat enhancements such as gravel augmentation would have little effect on juvenile productivity. Given the large availability of potential spawning habitat documented as part of the *Spawning Gravel Study* (W&AR-4), however, it is unlikely that existing gravel availability is limiting juvenile productivity of *O. mykiss* under current conditions.

6.3.2 Juvenile Rearing Habitat Availability

Separate from temperature related issues (Section 6.3.5), modeling results to date show that in-channel juvenile habitat may be limiting under “dry” water year types corresponding to upstream juvenile rearing. Sensitivity testing conducted for this study shows that reductions in the maximum juvenile rearing density parameter used in the calibrated TROm model were accompanied by reductions in subsequent juvenile productivity. Rearing density information summarized from recent snorkel surveys summarized as part of the Synthesis Study (W&AR-5) suggested an apparent exclusion of juveniles from riffle/pool transitions, and it is apparent density-dependence in the modeled juvenile productivity for the Base Case (Figure 5-9) is primarily due to migration related mortality (i.e., predation). Model sensitivity testing shows some response in juvenile productivity to variation in the water temperature mortality threshold for the “dry” water year conditions represented (WY 2009) (Figure 5-6). Because fry and juvenile movement rules do not include avoidance of unsuitable temperatures (Sections 4.1.3.2 and 4.1.4.2), any fish displaced into downstream habitats may potentially be subject to water temperature related mortality (Section 6.3.5). Lastly, although increased food availability was shown to affect the timing of the fry/parr transition and increased subsequent juvenile productivity, materials reviewed as part of the Synthesis Study (W&AR-5) found adequate food resources supporting juvenile rearing of *O. mykiss* were present in the lower Tuolumne River.

6.3.3 Adult Rearing Habitat Availability

Although adult replacement was shown to be sensitive to assumed background mortality rates as well as spawning related mortality, modeling results to date show that separate from temperature related issues (Section 6.3.5) rearing habitat is not limiting adult *O. mykiss* under current conditions. Information developed as part of the *O. mykiss Habitat Survey Study* (W&AR-12) suggests the absence of structural elements on the Tuolumne River (e.g., boulders, LWD) that are typical of high gradient habitats for coastal steelhead populations may increase effective territory size of rearing adults. Nevertheless, model simulations show very little differences in adult replacement with increased population size for the Base Case (Figure 5-11) and sensitivity testing conducted for this study show that reductions in adult rearing density parameters used in the calibrated TROm model are not accompanied by reductions in subsequent adult replacement (Figure 5-7). This implies that even for the High population size evaluated (10,000), the number of adult *O. mykiss* is insufficient to fully saturate available rearing habitat under current conditions. Lastly, sensitivity testing indicates that increased food availability was not shown to affect modeled adult replacement (Figure 5-7).

6.3.4 Flow Effects

Sensitivity to parameters related to fry movement (Figure 5-5) as well as Base Case results for juvenile productivity (Figure 5-9) and adult replacement (Figure 5-11) suggests modeled *O. mykiss* production is affected by the relative influences of flow magnitude and timing upon life stage progression. Modeling results for the Base Case show that juvenile productivity and adult replacement is generally higher with increased La Grange discharge. Although Figure 5-8 and Figure 5-11 show model results plotted with La Grange discharge from March through September, model simulations were conducted on a full water year basis (i.e., October 1st through September 30th). In comparing the sensitivity and Base Case results by water year type, it is apparent that juvenile productivity is generally higher in “wet” years than in “dry” water year types (Figures 5-5, 5-6, 5-9 and 5-10). Adult replacement (Figure 5-7 and 5-11) is also higher in “wet” year types than in “dry” year types. For juveniles, early fry displacement with higher flows in “wet” water years has the effect of reducing subsequent movement related mortality due to exceedance of local rearing density thresholds (i.e., carrying capacity). For both juveniles and adults, greater downstream extent of cool water habitat during summer in “wet” water year types corresponds to lower levels of water temperature related mortality (Section 6.3.5).

6.3.5 Water Temperature

Water temperature is an important factor controlling egg incubation rates as well as juvenile and adult *O. mykiss* growth rates. Water temperatures for over-summering *O. mykiss* are generally below the identified mortality thresholds upstream of Roberts Ferry Bridge (RM 39.5) in Above Normal and Wet water years evaluated for the Base Case and the corresponding estimates of juvenile productivity are relatively high in comparison to juvenile productivity and adult replacement metrics evaluated in the drier water year types shown (Figures 5-10 and 5-12). In contrast to movement rules for adults (Section 4.1.5.2), TROM model implementation does not allow redistribution of fry or parr life stages from areas approaching mortality thresholds (Sections 4.1.3.2 and 4.1.4.2) and low levels of juvenile mortality during summer are apparent for model fish displaced into downstream habitats. Although model assumptions regarding downstream fry and juvenile movement may be re-evaluated in the future (Section 6.3.2), Base Case results and model sensitivity testing indicates that summertime water temperature conditions may be limiting juvenile productivity and adult replacement in “dry” water years. For adults, model implementation includes avoidance and redistribution from habitats exceeding water temperature preference limits (i.e., increased avoidance for temperatures between 20–24°C [68–75°F]) (Section 4.1.5.2). However, because adult habitat selection is made on a weekly time-step, any model fish occupying habitats exceeding assumed daily mean water temperature mortality thresholds (25°C [77°F]) at a daily time step are subject to temperature-related mortality. Overall, the territoriality of *O. mykiss* adults (Grant and Kramer 1990) suggests some probability that adults excluded from previously established rearing habitats due to exceedance of maximum rearing densities or exceedances of water temperature preference limits may be unable to locate undefended territories in other portions of the river with cooler temperatures. These results are consistent with summaries of historical monitoring data provided in the Synthesis Study (W&AR-5), which showed reduced relative *O. mykiss* abundance as well as reduced extent of habitat use downstream of La Grange Dam (RM 52.2) in “dry” water year

types. Lastly, for the progeny of any steelhead arriving in the lower Tuolumne River, model sensitivity to parameters related to water temperatures for smoltification (Figure 5-8) suggests smolt emigration may be affected by water temperature conditions relative to assumed smoltification timing (Table 3-1).

6.3.6 Factors Affecting Expression of Anadromy of *O. mykiss* in the Tuolumne River

As discussed in the Synthesis Study (W&AR-5) and Section 4.1.6, the tendency for anadromy or residency in sympatric populations of resident *O. mykiss* and any steelhead that may arrive in the Tuolumne River is poorly understood. Satterthwaite et al. (2009) previously modeled the probability of smolting versus freshwater maturation of coastal populations of *O. mykiss*. Their modeling approach focused on modeling the body length and growth rates of females during a “maturation decision window” as the primary determinant of smoltification at a given age. Satterthwaite et al. (2009) were able to successfully predict the dominance of anadromy in steelhead from the central California coast but acknowledge a key uncertainty as high growth rates could potentially contribute to either high or low rates of anadromy. Subsequently, Satterthwaite et al. (2010) repeated the same growth modeling described above to sympatric populations of Central Valley steelhead and resident *O. mykiss* on the American and Mokelumne rivers. Neither population in those rivers was predicted to entirely comprise resident *O. mykiss*; thus the applicability of the Satterthwaite et al. (2010) approach to determining the probability of smolting among the resident-dominated Tuolumne River *O. mykiss* is uncertain.

In addition to the studies by Satterthwaite et al. (2009, 2010), the smoltification probabilities used in the TROm model (Table 4-6) are consistent with findings by Hendry et al. (2004), who showed that females tend to smolt at much higher rates than males due to the need for greater energy intake associated with producing energy-rich eggs by females versus the lower energy demands of sperm production in males. The uncertainty and conflicting observations regarding juvenile growth rates and probability of smolting versus freshwater maturation discussed above may be explained by recent advances in understanding the underlying mechanistic linkages. In a series of laboratory stream experiments using family groups and variations in fish density, feeding conditions, and water temperatures, Sloat (2013) determined that individual variation in standard metabolic rate was a key determinant in growth trajectories and probability of smolting. Specifically, Sloat (2013) found that fish with higher standard metabolic rate established and defended larger rearing territories in order to increase food consumption to compensate for higher metabolic rate and less efficient food assimilation. The lower food assimilation efficiency, in turn, led to lower growth rates and lower body lipid stores but was counterbalanced by greater total fish size and higher probability of smolting. As found by other researchers (Beakes et al. 2010), the observed differences in standard metabolic rate occurred in the study fish prior to full yolk sac absorption and thus appeared to be under control of genetic predisposition and variation within family (Sloat 2013). The probability of smolting also varied with water temperature, however, with fish held in cold thermal regimes more likely to mature in freshwater than fish held in warm thermal regimes. Fish held in warm thermal regimes had higher rates of smolting because they were able to grow to larger total sizes but had lower body lipid stores than fish held in cold thermal regimes. McMillan et al. (2012) found that higher body lipid stores were significantly correlated with an increased probability of maturation in freshwater, with the

probability being sensitive to minor changes in total lipid stores. McMillan et al. (2012) concluded that this finding was due to the higher energetic requirements for growing gonadal tissue compared to somatic tissue. In other words, if a juvenile has sufficient lipid reserves to allow maturation in freshwater then there is no need to undergo smoltification and migrate to the ocean in order to gain sufficient lipid stores to mature.

The implications of the above discussion for *O. mykiss* in the lower Tuolumne River are that fish with higher early life history growth and larger body size due to warmer temperatures are more likely to smolt due to their larger body size (i.e., greater survival during outmigration and early ocean rearing) and lower lipid stores (i.e., greater need for the food rich environment of the ocean). Applying the lipid store findings discussed above to the Tuolumne River and tailwater fisheries within the San Joaquin River tributaries (i.e., Merced, Stanislaus rivers) as well as other Delta east side streams (e.g., Mokelumne, Calaveras), cold-water releases downstream of dams on these rivers may favor residency by increasing the efficiency of conversion of food rations into body lipid stores, thus encouraging maturation as resident *O. mykiss*. The low numbers of returning anadromous adults to the Tuolumne River and in other San Joaquin basin tributaries found by Zimmerman et al. (2009) support this interpretation, suggesting that increased cold water releases during summer would reduce, but not necessarily eliminate, the possibility of smoltification within the overall sympatric *O. mykiss* population of these rivers. However, as discussed by Yoshiyama and Moyle (2012), the poor migration survival conditions along the migratory pathway (e.g., lower San Joaquin River and south Delta) of any juveniles that do smolt would result in low probability of returning to spawn. The balance of the increased costs of emigration and early ocean survival with the benefits of ocean growth has been found elsewhere; Narum et al. (2008) and Satterthwaite et al. (2010) suggested that reduced smolt survival through the Delta was the greatest management concern if the goal was to preserve or enhance expression of anadromy among Central Valley *O. mykiss* populations.

6.4 Potential Information Needs to Address Modeling Assumptions

As recommended by FERC Staff in Element No.1 of the December 22, 2011 SPD for the *O. mykiss* Population Study Plan (W&AR-10), the TROm model includes mechanisms and parameters to “address the association between flows, water temperature, changing habitat conditions, predation, and the population response for specific in-river life-stages including smolts for existing conditions and for potential future conditions.” However, in contrast to the large body of information summarized for Chinook salmon as part of the Synthesis Study (W&AR-5) and the *Chinook Salmon Population Model Study* (W&AR-6), *O. mykiss* information used for this study is limited to short-term assessments from interrelated relicensing studies referenced in this report. Longer-term information summarized as part of the Synthesis Study (W&AR-5) includes summertime habitat use by resident *O. mykiss* (1983–present), population size estimates (2008–2011), a small number of individuals detected at the Tuolumne River weir at RM 24.5 (2009–present), as well as short-term adult tracking studies (2010–2011) summarized by the Districts (Ford and Kiriara 2010, Stillwater Sciences 2012b, c). Because little information specific to the Tuolumne River is available directly informing representation and parameterization of processes and mechanisms affecting *O. mykiss* life history progression, a number of simplifying assumptions have been made in the TROm model development. To improve our understanding of the mechanisms represented in the model as well as to confirm or

adjust the assumptions made in the model implementation, potential future information needs, as well as active areas of investigation are discussed below.

6.4.1 ***O. mykiss* Movement Data**

Because little information on *O. mykiss* fry and juvenile movement exists for the Tuolumne River, movement parameter estimates were assumed to be of the same as for the *Chinook Salmon Population Model Study* (W&AR-6). The assumed movement rates have a strong effect on fry and juvenile rearing locations, and because of the rapid increase in summertime water temperature with increasing distance downstream of the La Grange powerhouse (RM 51.5), juvenile productivity is shown to be highly sensitive to the assumed movement rates and temperature related mortality threshold. The current implementation of the TROm model allows re-distribution of adults on the basis of temperature preferences (Section 4.1.5.2). Other than the limited acoustic tracking data for adult *O. mykiss* collected as part of FISHBIO (2012), little information exists regarding the degree to which adults may avoid unsuitable temperatures. Thus any conclusions drawn from the TROm Model regarding population level effects on juvenile productivity and adult replacement should be cognizant of the uncertainty associated with the movement rates and temperature thresholds used in the current version of the model. At this time, ESA-limitations on tagging studies designed to assess *O. mykiss* movement prevent direct assessment of this issue. Collection of *O. mykiss* movement data may be considered in the future to improve our ability to assess the impact of alternative water management options on *O. mykiss* juvenile productivity or adult replacement.

6.4.2 **Local Water Temperature Adaptations**

TROm model parameterization for particular life stages relied primarily upon EPA-funded temperature reviews (McCullough et al. 2001) and other empirical sources of information related to habitat selection, incubation, growth, and mortality (e.g., Velsen 1987, Rombough 1988, Myrick and Cech 2001, Richter and Kolmes 2005). The TROm Model does not include sub-lethal effects on life-history progression as a function of temperature. To address information needs related to sub-lethal effects of water temperatures found in the lower Tuolumne River, the Districts are continuing the development of the *Temperature Criteria Study* (W&AR-14). The Districts have proposed to conduct a study of the temperature tolerance of juvenile and sub-adult *O. mykiss* captured from the lower Tuolumne River to assess any local adaptation to warmer temperatures occurring in the southern extent of the species range for *O. mykiss*. Information from these active areas of investigation may be used to guide further refinement of the selected parameter values and movement rules in the TROm model implementation, as well as to help determine the extent of thermally suitable habitat under various flow conditions.

6.4.3 **Other Potential Sources of Adult *O. mykiss* Recruitment**

Occurrence of a reproducing resident *O. mykiss* population upstream of La Grange Dam (RM 52.2) has been documented in the Synthesis Study (W&AR-4) as well as the *Fish Assemblage and Population Between Don Pedro and La Grange Dam Study* (W&AR-13). As discussed as part of the TROm model validation results (Section 5.1), year-over-year increases in adult age-class size found in the recent population estimate surveys in 2010 and 2011 are consistent with

introduction of resident juvenile and adult *O. mykiss* into the rearing population downstream of La Grange Dam (RM 52.2). For example, the September 2011 population estimates for both juvenile and larger fish were substantially higher than in previous years, with observations of larger fish (≥ 150 mm) dominated by fish in the 150–200-mm size class (54% of all observations) (Stillwater Sciences 2012c). As discussed in Section 5.1, since these fish are generally too large to be Age 0+ and the adult population size was substantially larger than in 2010, these fish may have originated upstream of La Grange Dam (RM 52.2). The potential interaction of these resident *O. mykiss* with the population downstream of La Grange Dam is poorly understood and complicates the use of population data in validating the model as well as any future monitoring of population response to potential management measures intended to benefit any Central Valley steelhead in the lower Tuolumne River.

6.4.4 Predation Mortality Sources

For fry and parr life stages, the TROm model currently attributes migration related mortality to predation using movement and exposure based mechanisms as well as parameterization from the *Chinook salmon Population Model Study* (W&AR-6). In addition, predation risk was assumed to be uniform with distance from La Grange Dam (RM 52.2). At this time, ESA-limitations on tagging studies designed to assess juvenile movement or predation effects on *O. mykiss* juveniles prevent direct assessment of this issue. Additional Predation Study (W&AR-7) experiments on predation rates and predator abundance in 2014, while focused on juvenile on juvenile Chinook, may provide additional information on the magnitude of predation on juvenile *O. mykiss*.

6.4.5 Expression of Anadromy in the Tuolumne River

As highlighted by the anadromous life history discussion in Section 6.3.6, significant uncertainty exists regarding the probability of smoltification versus freshwater maturation in Tuolumne River *O. mykiss*. Other than the occurrence of one steelhead and several resident fish exhibiting maternal anadromy demonstrated in otolith analyses by Zimmerman et al. (2009), no information exists regarding steelhead life history or *O. mykiss* smoltification specific to the Tuolumne River. Because of the uncertainty in establishing mechanistic linkages of the relevant factors affecting the expression of *O. mykiss* anadromy in the Tuolumne River, the TROm model has simplified smoltification processes by representing them as assumed probabilities of smolting based on parentage, as well as prohibiting smoltification at water temperatures in excess of identified thresholds. For these reasons, use of the TROm model in evaluating the relative benefits of potential management measures for any Central Valley steelhead in the Tuolumne River (as opposed to the more numerous resident *O. mykiss* documented in historical snorkel surveys) is limited to evaluation of temperature suitability of specific river reaches for any smolt-ready individuals that may arise within the overall mixed anadromous-resident *O. mykiss* population. This aspect of temperature suitability for smoltification portrayed in the TROm model is in agreement with the results of previous studies that demonstrate the key role of environmental temperatures in determining the life-history pathways of various anadromous salmonids, including *O. mykiss* (Yoshiyama and Moyle, 2012). However, the lack of Tuolumne-specific data on steelhead highlights the need for continuing research regarding the expression of anadromous versus resident life history forms of *O. mykiss* in the Central Valley. Future evaluations should consider comparisons of early life history growth rates and mortality

outcomes in rivers supporting greater or lower degrees of anadromy than occurs in the Tuolumne River.

7.0 STUDY VARIANCES AND MODIFICATIONS

There are no study variances for Study W&AR-10.

8.0 REFERENCES

- Adams, B.L., W.S. Zaugg, and L.R. McLain. 1973. Temperature effect on parr-smolt transformation in steelhead trout (*Salmo gairdneri*) as measured by gill sodium potassium stimulated adenosine triphosphatase. *Comp. Biochem. Physiol.* 44A:1333-1339.
- Baker, P. 2009. Generalizing the multi-stage stock-production paradigm: a flexible architecture for population modeling. *In* Knudsen E.E., and H. Michael (Eds.). Pacific salmon environmental and life history models: advancing science for sustainable salmon in the future. American Fisheries Society Symposium 71. Bethesda, Maryland.
- Bartholow, J.M. and J.A. Henriksen. 2006. Assessment of Factors Limiting Klamath River Fall Chinook Salmon Production Potential Using Historical Flows and Temperatures. USGS Open File Report 2006-1249. 111 p
- Beacham, T.D., and C.B. Murray. 1990. Temperature, egg size, and development of embryos and alevins of five species of Pacific salmon: a comparative analysis. *Transactions of the American Fisheries Society* 119:927-945.
- Beakes, M.P., W.H. Satterthwaite, E.M. Collins, D.R. Swank, J.E. Merz, R.G. Titus, S.M. Sogard, and M. Mangel. 2010. Smolt transformation in two California steelhead populations: effects of temporal variability in growth. *Transactions of the American Fisheries Society* 139:1263-1275.
- Bjornn, T. 1971. Trout and salmon movements in two Idaho streams as related to temperature, food, stream flow, cover and population density. *Trans. Am. Fish. Soc.* 100: 423-438
- Bjornn, T. C. 1991. Spawning and development. Pages 57-64 in J. Stolz and J. Schnell, editors. Trout. Stackpole Books, Harrisburg, Pennsylvania.
- Briggs, J.C. 1953. The behavior and reproduction of salmonid fishes in a small coastal stream: California Department of Fish and Game Fish Bulletin 94.
- Burner, C.J. 1951. Characteristics of spawning nests of Columbia River salmon. U. S. Fish and Wildlife Service Fishery Bulletin 52:97-110.
- Burns, J., 1971. The carrying capacity for juvenile salmonids in some northern California streams: California Fish and Game, V. 57, No. 1, p. 44-57.
- Burton, K.B. and R.M. Little. 1997. Instream flow regulation and steelhead (*Oncorhynchus mykiss*) redd protection: a case study in adaptive management. *Proceedings of AWWA Water Resources Conference, Seattle, WA* 1:409-423.
- Campbell, R, F., T. Sullivan, P. DeVries, K. Oliver, T. Nightengale. 2008. Snohomish Basin Steelhead Trout (*Oncorhynchus mykiss*) "State of the Knowledge" Technical

- Memorandum. Prepared for Snohomish Basin Recovery Technical Team, Everett WA. Prepared by R2 Resource Consultants, Inc., Redmond, WA. January.
- Cavallo, B., R. Kurth, J. Kindopp, A. Seesholtz and M. Perrone. 2003. Distribution and habitat use of steelhead and other fishes in the lower Feather River, 1999–2001. Interim Report SP-F10, Task 3a. Prepared for California Department of Water Resources, Division of Environmental Services, Sacramento, California.
- Cherry, D. S., K. Dickson, L. and J. Cairns Jr. 1975. Temperatures selected and avoided by fish at various acclimation temperatures. *Journal of the Fisheries Research Board of Canada* 32: 485 - 491.
- Clarke, W. C., and J. E. Shelbourn. 1985. Growth and development of seawater adaptability by juvenile fall Chinook salmon (*Oncorhynchus tshawytscha*) in relation to temperature. *Aquaculture* 45:21–31.
- Courter I, D. Child, J. Hobbs, T. Garrison , J. Glessner, S. Duery. 2013. Resident rainbow trout produce anadromous offspring in a large interior watershed. *Canadian Journal of Fisheries and Aquatic Sciences* 70 (5): 701-710.
- Courter I., C. Justice, and S. Cramer. 2009. Flow and temperature effects on life history diversity of *Oncorhynchus mykiss* in the Yakima River basin. Report prepared for the Yakima Basin Joint Board. Prepared by S.P. Cramer and Associates, Gresham, OR. 46 pp.
- Del Real, S.C., and E. Rible. 2009. Fall-run Chinook salmon and winter-run steelhead redd survey, October 2008 through March 2009. Mokelumne River, California. East Bay Municipal Utility District, Lodi, California.
- Del Real, C.S., M. Workman, and J. Merz. 2012. Migration characteristics of hatchery and natural-origin *Oncorhynchus mykiss* from the lower Mokelumne River, California. *Environmental Biology of Fishes* 94:2, 363-375.
- English, K.K., Robichaud, D., Sliwinski, C., Alexander, R.F., Koski, W.R., Nelson, T.C., Nass, B.L., Bickford, S.A., Hammond, S., and Mosey, T.R. 2006. Comparison of adult steelhead migrations in the mid-Columbia hydrosystem and in large naturally flowing British Columbia rivers. *Transactions of the American Fisheries Society* 135:739-754.
- Everest, F., and D. Chapman. 1972. Habitat selection and spatial interaction by juvenile Chinook salmon and steelhead trout in two Idaho streams. *Journal of the Fisheries Research Board of Canada* 29: 91-100
- Ewing, R. D., S. L. Johnson, H. J. Pribble, and J. A. Lichatowich. 1979. Temperature and photoperiod effects on gill (Na⁺ K⁺)-ATPase activity in Chinook salmon (*Oncorhynchus tshawytscha*). *Journal of Fish Biology* 36:1347–1353.

- FERC (Federal Energy Regulatory Commission). 1996. Reservoir release requirements for fish at the New Don Pedro Project, California. FERC Project No. 2299-024, FERC, Office of Hydropower Licensing, Washington, D.C.
- FISHBIO 2012. Tuolumne River *O. mykiss* Acoustic Tracking Study 2011 technical report. Prepared by FISHBIO Environmental, Oakdale, California for Turlock Irrigation District and Modesto Irrigation District. March.
- Folmar, L.C., W.W. Dickhoff, C.V. Mahnken, and F.W. Waknitz. 1982. Stunting and parr reversion during smoltification of coho salmon (*Oncorhynchus kisutch*). *Aquaculture*, 28: 91-104.
- Ford, T., and S. Kirihaara. 2010. Tuolumne River *Oncorhynchus mykiss* monitoring report. Prepared by Turlock Irrigation District/Modesto Irrigation District, California and Stillwater Sciences, Berkeley, California for Federal Energy Regulatory Commission, Washington, D.C. January.
- Gard, M. 2010. Flow-habitat relationships for spring and fall-run Chinook salmon and steelhead/rainbow trout spawning in the Yuba River. US Fish and Wildlife Service, Energy and Instream Flow Branch. Sacramento CA. August.
- Giorgi, A. E., T. W. Hillman, J. R. Stevenson, S. G. Hays, and C. M. Peven. 1997. Factors that influence the downstream migration rates of juvenile salmon and steelhead through the hydroelectric system in the mid-Columbia River Basin. *North American Journal of Fisheries Management* 17: 268-282.
- Grant, J., and D. Kramer. 1990, Territory size as a predictor of the upper limit to population density of juvenile salmonids in streams: *Canadian Journal Fisheries Aquatic Science*, V. 47, No. 9, p. 1724–1737.
- Grau, E. G., W.W. Dickhoff, R.S. Nishioka, H.A. Bern, and L.C. Folmar. 1981. Lunar phasing of the thyroxine surge preparatory to seaward migration of salmonid fish. *Science* 211: 607-609.
- Hallock, R.J. 1989. Upper Sacramento River steelhead, *Oncorhynchus mykiss*, 1952–1988. Report to the US Fish and Wildlife Service. 85pp.
- Hannon, J. and B. Deason. 2005. American River Steelhead Spawning 2001–2005. U.S. Bureau of Reclamation, Central Valley Project, American River, California Mid-Pacific Region
- Hardy, T.B. and R.C. Addley. 2001. Evaluation of interim instream flow needs in the Klamath River, Phase II, final report. Prepared for U.S. Department of the Interior. Institute for Natural Systems Engineering, Utah Water Research Laboratory, Utah State University, Logan, Utah.

- Healey, M.C. 1991. Life history of Chinook salmon (*Oncorhynchus tshawytscha*). Pages 311-393 in C. Groot and L. Margolis, editors. Pacific salmon life histories. University of British Columbia Press.
- Hendry, A.P., T. Bohlin, B. Jonsson, and O.K. Berg. 2004. To sea or not to sea? Anadromy versus non-anadromy in salmonids. *In* evolution illuminated: salmon and their relatives. Edited by A.P. Hendry and S.C. Stearns. pp. 92–125
- Hoar, W. S. 1988. The physiology of smolting salmonids. *In*: Fish Physiology Vol. XIB, pp. 275-343, W. W. Hoar and D. J. Randall (editors). Academic Press, New York.
- Høgåsen, H. R. 1998. Physiological changes associated with the diadromous migration of salmonids. Canadian Special Publication of Fisheries and Aquatic Sciences 127.
- Hoyle, J. A. & A. Keast. 1987. The effect of prey morphology and size on handling time in a piscivore, the largemouth bass (*Micropterus salmoides*). Canadian Journal of Zoology, 65:1972-1977
- Hunter, J.W. 1973. A discussion of game fish in the State of Washington as related to water requirements. Report by the Washington State Department of Game, Fishery Management Division, to the Washington State Department of Ecology, Olympia, Washington.
- Jeffres, C., J. Opperman, and P. Moyle. 2008. Ephemeral floodplain habitats provide best growth conditions for juvenile Chinook salmon in a California river. Environmental Biology of Fishes 83:449-458.
- Keeley, E. R. 1998. Behavioural and demographic responses to food and space competition by juvenile steelhead trout (*Oncorhynchus mykiss*). Ph.D. thesis, University of British Columbia.
- Leitritz, E. and R.C. Lewis 1976. Trout and salmon culture (hatchery methods). California Department of Fish and Game, Fish Bulletin 164.
- Leopold, L., and T. Maddock. 1953. Hydraulic geometry of stream channels and some physiographic implications. U. S. Geological Survey Professional Paper 252, 55 p.
- Martyniuk C., G. Perry, H. Moghadam, M. Ferguson, and R. Danzmann. 2003 The genetic architecture of correlations among growth-related traits and male age at maturation in rainbow trout (*Oncorhynchus mykiss*). J Fish Biol 63: 746–764.
- McCullough, D., S. Spalding, D. Sturdevant, M. Hicks. 2001. Issue Paper 5. Summary of technical literature examining the physiological effects of temperature on salmonids. Prepared as part of U.S. EPA Region 10 Temperature Water Quality Criteria Guidance Development Project. EPA-910-D-01-005. Available at

- <http://yosemite.epa.gov/R10/WATER.NSF/1507773cf7ca99a7882569ed007349b5/ce95a3704aeb5715882568c400784499?OpenDocument>
- McEwan, D. 2001. Central Valley steelhead. *In* R. Brown, editor. Contributions to the biology of Central Valley salmonids, Volume 1. California Department of Fish and Game, Fish Bulletin 179. 43pp.
- McMillan, J.R., S.L. Katz, and G.R. Pess. 2007. Observational evidence of spatial and temporal structure in a sympatric anadromous (winter steelhead) and resident *Oncorhynchus mykiss* mating system on the Olympic Peninsula, Washington State. *Trans. Am. Fisheries Soc.* 136: 736-748.
- McMillan, J. R., J. B. Dunham, G. H. Reeves, J. S. Mills, and C. E. Jordan. 2012. Individual condition and stream temperature influence early maturation of rainbow and steelhead trout, *Oncorhynchus mykiss*. *Environmental Biology of Fishes* 93:343–355.
- McNeil, W.J. 1964. Redd superimposition and egg capacity of pink salmon spawning beds. *J Fish Res Board Can* 21:1385–1396.
- Michel, C.J., A. Ammann, E.D. Chapman, P.T. Sandstrom, H.E. Fish, M.J. Thomas, G.P. Singer, G.P., S.T. Lindley, A.P. Klimley, and R.B. MacFarlane. 2012. The effects of environmental factors on the migratory movement patterns of Sacramento River yearling Late-fall run Chinook salmon (*Oncorhynchus tshawytscha*) *Environmental Biology of Fishes* DOI: 10.1007/s10641-012-9990-8
- Mittelbach, G.G., and L. Persson. 1998. The ontogeny of piscivory and its ecological consequences. *Canadian Journal of Fisheries and Aquatic Sciences* 55:1454-1465.
- Mitchell, W.T. 2010. Age, Growth, and Life History of Steelhead Rainbow Trout (*Oncorhynchus mykiss*) in the Lower Yuba River, California. ICF International, Sacramento, California. March 2010.
- Moyle, P., P. Crain, and K. Whitener. 2007. Patterns in the Use of a Restored California Floodplain by Native and Alien Fishes. *San Francisco Estuary and Watershed Science*, 5(3). Retrieved from: <http://www.escholarship.org/uc/item/6fq2f838>
- Myrick, C.A., and J.J. Cech, Jr. 2001. Temperature effects on Chinook salmon and steelhead: a review focusing on California's Central Valley populations. *Bay-Delta Modeling Forum Technical Publication* 01-1.
- Naman, A. W., and C. S. Sharpe. 2012. Predation by hatchery yearling salmonids on wild subyearling salmonids in the freshwater environment: A review of studies, two case histories, and implications for management. *Environmental Biology of Fishes* 94:21-28.

- Narum, S.R., J. S. Zendt, D. Graves, and W.R. Sharp. 2008. Influence of landscape on resident and anadromous life history types of *Oncorhynchus mykiss*. Can. J. Fish. Aquat. Sci. 65(6): 1013–1023. doi:10.1139/F08-025.
- NMFS (National Marine Fisheries Service). 2009. Biological Opinion and Conference Opinion on the long-term operations of the Central Valley Project and State Water Project. National Marine Fisheries Service, Southwest Region, Long Beach, California. June 4, 2009. 844 pp.
- Olsen, J.B., Wuttig, K., Fleming, D., Kretschmer, E.J., and Wenburg, J.K. 2006. Evidence of partial anadromy and resident-form dispersal bias on a fine scale in populations of *Oncorhynchus mykiss*. Conserv. Genet. 7(4): 613–619.
- Petrosky C., and H. Schaller 2010. Influence of river conditions during seaward migration and ocean conditions on survival rates of Snake River Chinook salmon and steelhead. Ecology of Freshwater Fish 2010. 2010 John Wiley & sons A/C
- Provencher, M. 2012. Coleman National Fish Hatchery Reconditioning Program Increases Survival of Steelhead Kelt. US Fish & Wildlife Service Field Notes. http://www.fws.gov/fieldnotes/print/print_report.cfm?arskey=31884
- Quinn, T.P. 2005. The behavior and ecology of Pacific salmon and trout. University of Washington Press, Seattle, Washington.
- Quinn, T.P. and K.W. Myers. 2005. Anadromy and the marine migrations of Pacific salmon and trout: Rounsefell revisited. Reviews in Fish Biology and Fisheries 14:421-442.
- R Development Core Team. 2013. R: A language and environment for statistical computing. R Foundation for Statistical Computing, Vienna, Austria. ISBN 3-900051-07-0. URL: <http://www.R-project.org/>
- Reeves, G.H., F.H. Everest, and T.E. Nickelson. 1989. Identification of physical habitats limiting the production of coho salmon in western Oregon and Washington. USDA Forest Service General Technical Report. PNW-GTR-245.
- Reiser, D. W., and R. G. White. 1981. The effects of hydroelectric power peaking on chinook salmon egg incubation and fry quality. Paper presented at the 1981 National Meeting of the American Fisheries Society. Albuquerque, New Mexico.
- Richter A, and S.A. Kolmes. 2005. Maximum Temperature Limits for Chinook, Coho, and Chum Salmon, and Steelhead Trout in the Pacific Northwest. Rev in Fish Sci, 13:1, p. 23-49.
- Rombough, P.J. 1988. Growth, aerobic metabolism, and dissolved oxygen requirements of embryos and alevins of steelhead, *Salmo gairdneri*. Can. J. Zool. 66:651-660.

- Rose, K., J. Anderson, M. McClure and G. Ruggerone. 2011. Salmonid Integrated Life Cycle Models Workshop. Report of the Independent Workshop Panel. Prepared for the Delta Stewardship Council.
<http://www.deltacouncil.ca.gov/docs/2011-06-14/salmonid-integrated-life-cycle-models-workshop-final-report>
- Satterthwaite, W. H., M. P. Beakes, E. Collins, D. R. Swank, J. E. Merz, R. G. Titus, S. M. Sogard et al. 2009. Steelhead life history on California's central coast: insights from a state dependent model. *Transactions of the American Fisheries Society* 138:532–548
- Satterthwaite, W. H., M. P. Beakes, E. M. Collins, D. R. Swank, J. E. Merz, R. G. Titus, S. M. Sogard, and M. Mangel. 2010. State-dependent life history models in a changing (and regulated) environment: steelhead in the California Central Valley. *Evolutionary Applications* 3:221-243.
- Shapovalov, L., and A. C. Taft. 1954. The life histories of the steelhead rainbow trout (*Salmo gairdneri gairdneri*) and silver salmon (*Oncorhynchus kisutch*) with special reference to Waddell Creek, California, and recommendations regarding their management. California Department of Fish and Game, Fish Bulletin No. 98
- Sloat, M. 2013. Born to Run? Integrating Individual Behavior, Physiology, and Life Histories in Partially Migratory Steelhead and Rainbow trout (*Oncorhynchus mykiss*). PhD dissertation, Oregon State University, Corvallis, OR. March. 148 pp.
- Sommer, T., B. Harrell, M. Nobriga, R. Brown, P. Moyle, W. Kimmerer, and L. Schemel. 2001. California's Yolo Bypass: evidence that flood control can be compatible with fisheries, wetlands, wildlife, and agriculture. *Fisheries* 26:6-16.
- Stillwater Sciences. 2008. July 2008 population size estimate of *Oncorhynchus mykiss* in the lower Tuolumne River. Prepared by Stillwater Sciences, Berkeley, California for Turlock Irrigation District and Modesto Irrigation District. October.
- _____. 2009. March and July 2009 population size estimates of *Oncorhynchus mykiss* in the lower Tuolumne River. Prepared by Stillwater Sciences, Berkeley, California for Turlock Irrigation District and Modesto Irrigation District. November.
- _____. 2011. March and August 2010 population size estimates of *Oncorhynchus mykiss* in the Lower Tuolumne River. Prepared for the Turlock Irrigation District and the Modesto Irrigation District by Stillwater Sciences, Berkeley, CA. March.
- _____. 2012a. Lower Tuolumne River Instream Flow Studies: Pulse Flow Study Report. Final. Prepared by Stillwater Sciences, Berkeley, California for Turlock Irrigation District and Modesto Irrigation District, California. June.

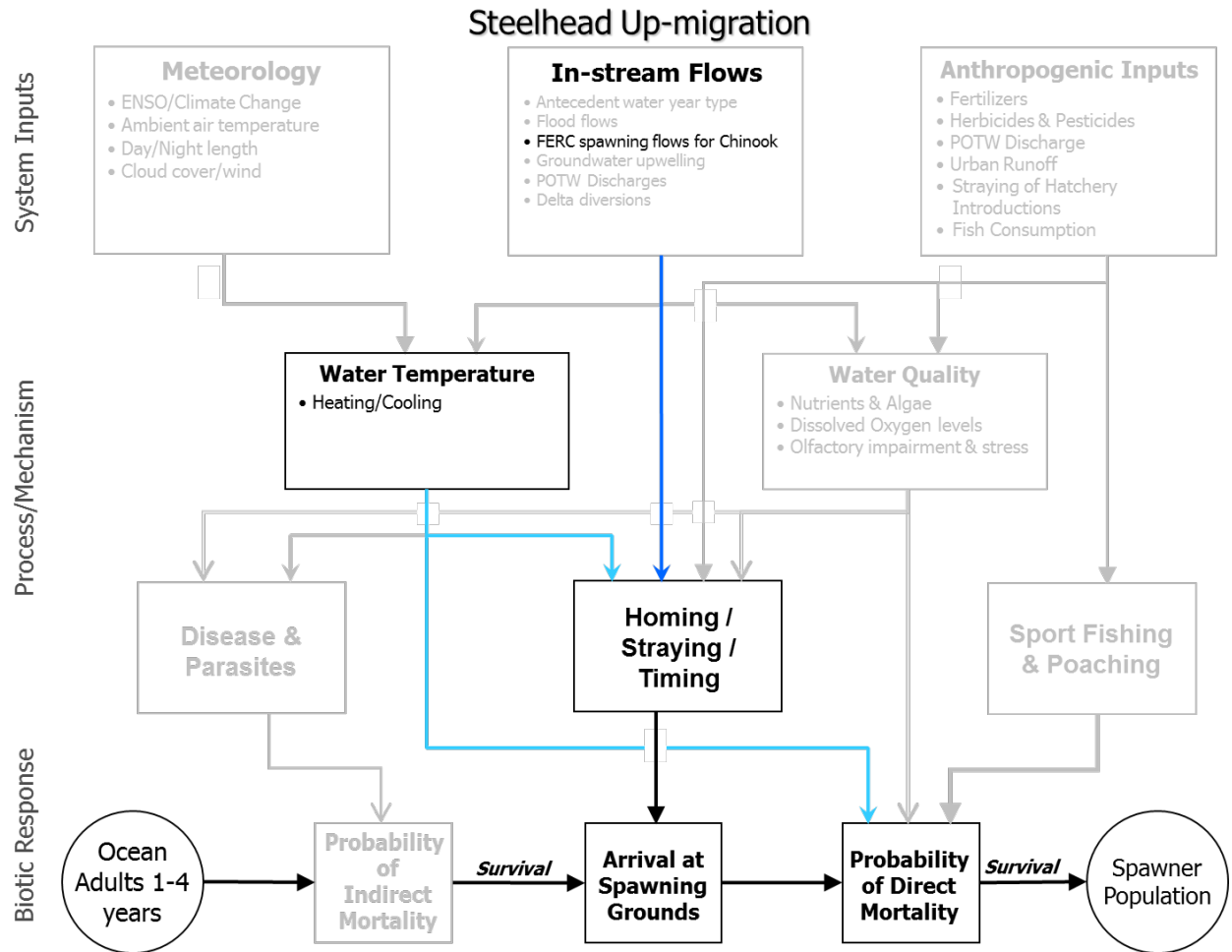
-
- _____. 2012b. Tuolumne River 2011 *Oncorhynchus mykiss* monitoring summary report. Prepared by Stillwater Sciences, Berkeley, California for the Turlock Irrigation District and Modesto Irrigation District. January.
- _____. 2012c. September 2011 population size estimates of *Oncorhynchus mykiss* in the Lower Tuolumne River. Prepared by Stillwater Sciences, Berkeley, California for the Turlock Irrigation District and the Modesto Irrigation Districts, California. March.
- _____. 2013. Lower Tuolumne River Instream Flow Study. Prepared by Stillwater Sciences, Davis, California for Turlock and Irrigation District and Modesto Irrigation District, California. February. April.
- Tappel, P. and T. Bjornn. 1983. A new method of relating size of spawning gravel to salmonid embryo survival. *North American Journal of Fisheries Management* 3:123-135
- Thorarensen, H., and W.C. Clarke. 1989. Smoltification induced by a "skeleton" photoperiod in underyearling coho salmon (*Oncorhynchus kisutch*). *Fish Physiol. Biochem.* 6:11-18
- Thornton, K. W. and Lessem, A. S. 1978. A temperature algorithm for modifying biological rates. *Transactions of the American Fisheries Society* 107:284-287.
- Threader, R. W. and A. H. Houston. 1983. Heat tolerance and resistance in juvenile rainbow trout acclimated to diurnally cycling temperatures. *Comparative Biochemistry and Physiology* 75A: 153-155.
- Thrower, F. P., J. J. Hard and J. E. Joyce. 2004. Genetic architecture of growth and early life-history transitions in anadromous and derived freshwater populations of steelhead. *J. Fish Biol.* 65: 286–307.
- Turlock Irrigation District and Modesto Irrigation District (TID/MID). 1992. Report of Turlock Irrigation District and Modesto Irrigation District pursuant to Article 39 of the license for the Don Pedro Project. Turlock, California. 8 Volumes. April.
- _____. 1997. 1996 Report of Turlock Irrigation District and Modesto Irrigation District Pursuant to Article 58 of the License for the Don Pedro Project, No. 2299. 6 Volumes. March.
- _____. 2001. 2000 Report of Turlock Irrigation District and Modesto Irrigation District Pursuant to Article 58 of the License for the Don Pedro Project, No. 2299. 2 Volumes. March.
- _____. 2007. 2006 Report of Turlock Irrigation District and Modesto Irrigation District Pursuant to Article 58 of the License for the Don Pedro Project, No. 2299. March.
- _____. 2012. 2011 Report of Turlock Irrigation District and Modesto Irrigation District Pursuant to Article 58 of the License for the Don Pedro Project, No. 2299. March.

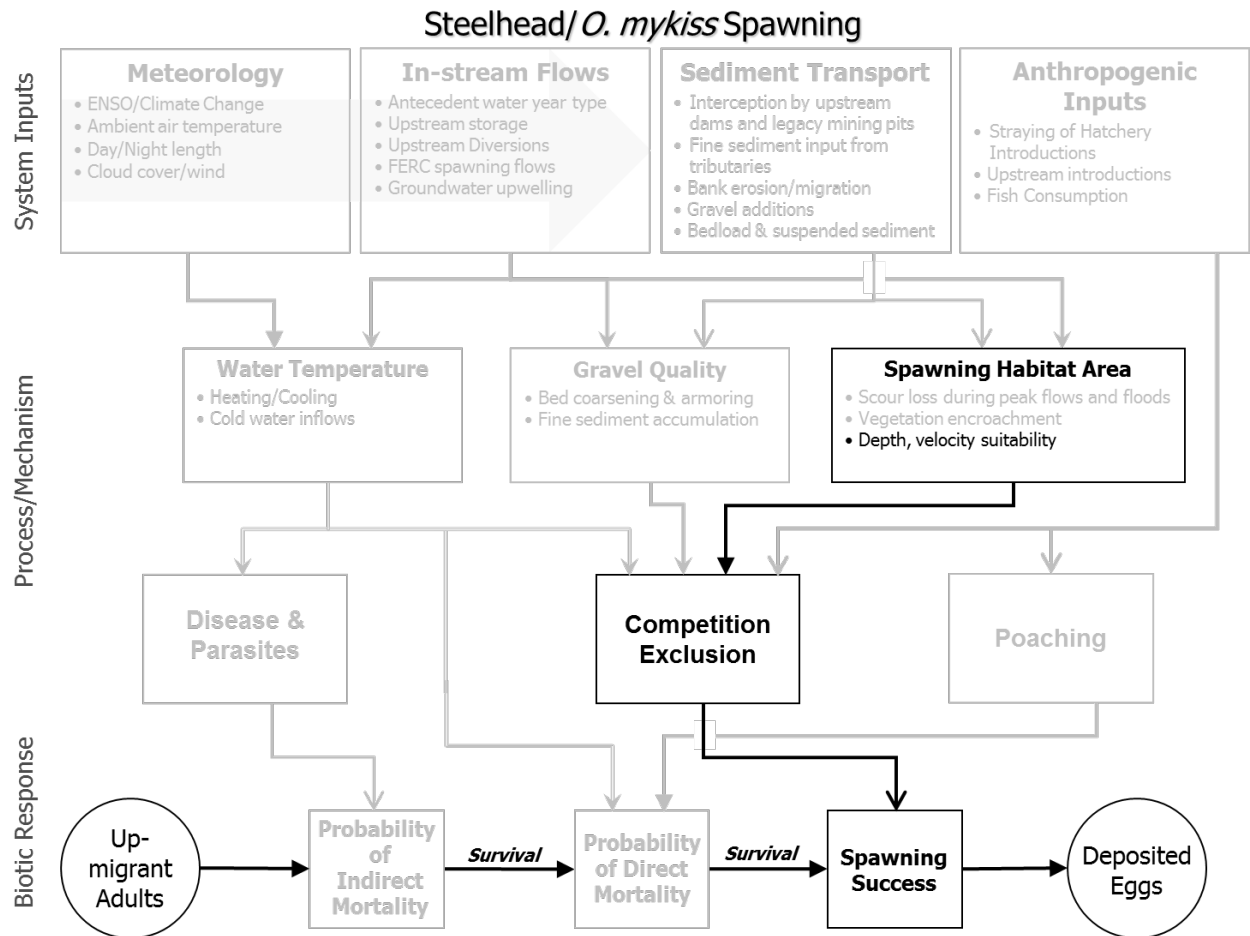
- _____. 2013. 2012 Report of Turlock Irrigation District and Modesto Irrigation District Pursuant to Article 58 of the License for the Don Pedro Project, No. 2299. March.
- U.S. Fish and Wildlife Service (USFWS). 1991. Trinity River Flow Evaluation-Annual Report. U.S. Fish and Wildlife Service, Division of Ecological Services. Sacramento, CA. 57 pp.
- Velsen, F.P.J. 1987. Temperature and incubation in Pacific salmon and rainbow trout: compilation of data on mean hatching time, mortality and embryonic staging. Canadian Report of Fisheries and Aquatic Sciences 626.
- Wang, J. C. S. 1986. Fishes of the Sacramento-San Joaquin Estuary and Adjacent Waters, California: A Guide to the Early Life Histories. Technical Report No. 9 (FS/B10-4ATR 86-9).
- Wedemeyer, G. A., R. L. Saunders, and W. C. Clarke. 1980. Environmental factors affecting smoltification and early marine survival of anadromous salmonids. Marine Fisheries Review 42: 1–4.
- Yoshiyama, R. and P. Moyle. 2012. Factors that influence the expression of anadromy in steelhead-rainbow trout (*Oncorhynchus mykiss*) and other salmonids. Memorandum submitted to FERC August 17, 2012 under accession 20120817-5082. July. http://elibrary.ferc.gov/idmws/file_list.asp?accession_num=20120817-5082
- Zaugg, W. S. 1981. Advanced photoperiod and water temperature effects on Na⁺, K⁺-adenosine triphosphatase activity and migration of juvenile steelhead (*Salmo gairdneri*). Can. J. Fish. Aquat. Sci. 38: 758-764.
- Zaugg, W. S., J. E. Bodle, and J. E. Manning. 1986. Smolt transformation and seaward migration in 0-age progeny of adult spring Chinook salmon (*Oncorhynchus tshawytscha*) matured early with photoperiod control. Can. J. Fish. Aquat. Sci. 43:885-888.
- Zaug, W.S. and H.H. Wagner. 1973. Gill ATPase activity related to parr-smolt transformation and migration in steelhead trout (*Salmo gairdneri*): influence of photoperiod and temperature. Comparative Biochemistry and Physiology 45B:955–965.
- Zimmerman, C. E, G. W. Edwards, and K. Perry. 2009. Maternal origin and migratory history of steelhead and rainbow trout captured in rivers of the Central Valley, California. Transactions of the American Fisheries Society 138: 280–291.
- Zimmerman, C.E., and G.H. Reeves. 2000. Population structure of sympatric anadromous and non-anadromous *Oncorhynchus mykiss*: evidence from spawning surveys and otolith microchemistry. Canadian Journal of Fisheries and Aquatic Sciences 57: 2152–2162.

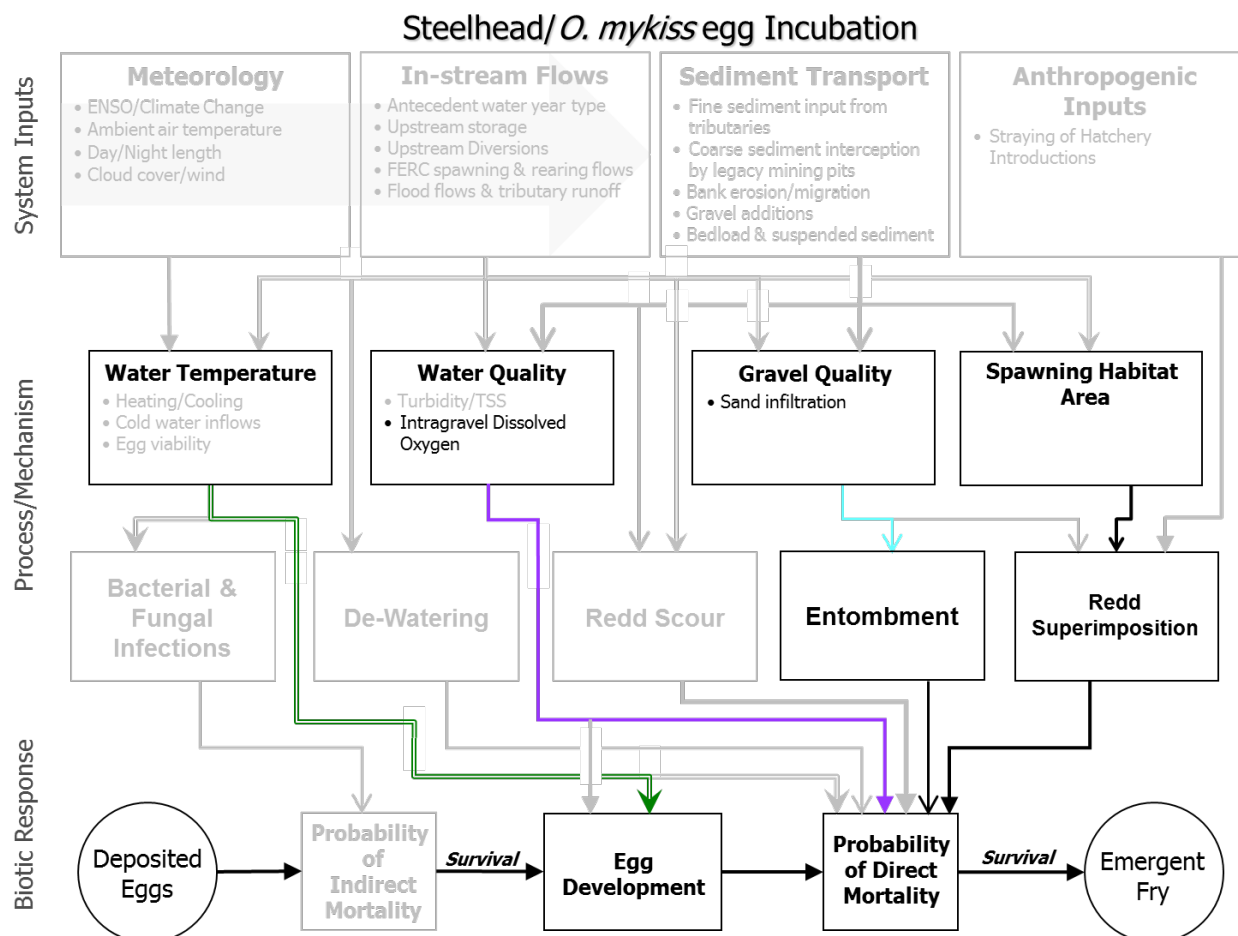
Study Report W&AR-10
***Oncorhynchus Mykiss* Population Model Study**

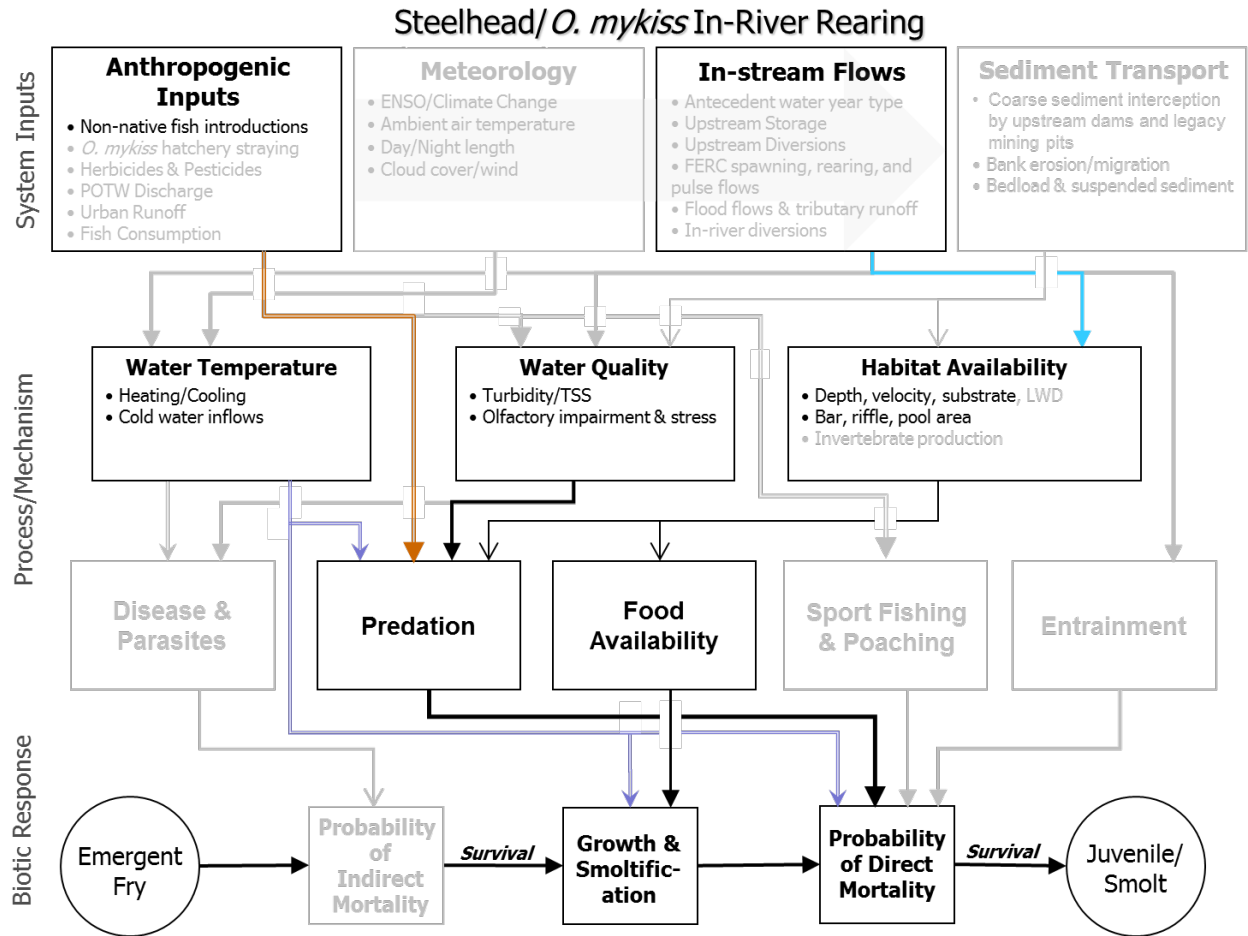
Attachment A

**Conceptual models for in-river life stages of *Oncorhynchus mykiss* in
the Tuolumne River**









Study Report W&AR-10
***Oncorhynchus Mykiss* Population Model Study**

Attachment B

***Oncorhynchus mykiss* stock production model data structure**

Table B - 1. Output Data Frame Fields Produced by the Stock-Production Models

Attribute	Description	Data Type
Resident Lifestage		
date	date of inventory	POSIXct
rm	location (river mile) at time of inventory	numeric
sex	female or male	factor, levels=c("F", "M")
length	fork length	numeric
age	age of individual	numeric
is.mature	whether individual will mature and spawn this season	logical
parentage	number of anadromous parents	numeric (0, 1, or 2)
Resident Spawner Lifestage		
date	date of arrival at location	POSIXct
rm	location (river mile) at which fish was added to population	numeric
sex	female or male	factor, levels=c("F", "M")
length	fork length	numeric
age	age of individual	numeric
parentage	number of anadromous parents	numeric (0, 1, or 2)
Smolt Lifestage		
date	date of promotion to smolt	POSIXct
rm	location (river mile) at time of promotion	numeric
sex	female or male	factor, levels=c("F", "M")
length	fork length	numeric
age	age of individual	numeric
parentage	number of anadromous parents	numeric (0, 1, or 2)
Dead Adult Lifestage		
date	date of death	POSIXct
rm	location (river mile) at time of death	numeric
sex	female or male	factor, levels=c("F", "M")
length	fork length	numeric
age	age of individual	numeric
parentage	number of anadromous parents	numeric (0, 1, or 2)
Resident Adult Lifestage		
date	date of inventory	POSIXct
rm	location (river mile) at time of inventory	numeric
sex	female or male	factor, levels=c("F", "M")
length	fork length	numeric
age	age of individual	numeric
is.mature	whether individual will mature and spawn this season	logical
parentage	number of anadromous parents	numeric (0, 1, or 2)
Redd Lifestage		
feature	location of redd (as a gravel feature)	text
rm	location (river mile) of redd (as a gravel feature)	numeric
date	redd constructed, eggs fertilized	POSIXct
abandon.date	redd abandoned by spawner	POSIXct
area.defend	area of gravels from which spawner excludes other females	numeric
area.disturb	area of gravels reworked during redd construction	numeric
eggs	number of eggs deposited in redd	numeric
parentage	number of anadromous parents	numeric (0, 1, or 2)
gravel.qual	expected survival-to-emergence of eggs based on gravel characteristics	numeric, between 0 and 1
superimposal	fraction of existing undefended redd area in the feature destroyed by the construction of this one	numeric, between 0 and 1
Anadromous Spawner Lifestage		
date	date of arrival at location	POSIXct
rm	location (river mile) at which fish was added to population	numeric
sex	female or male	factor, levels=c("F", "M")
length	fork length	numeric
age	age of individual	numeric

Attribute	Description	Data Type
Anadromous Return Lifestage		
date	date of arrival at location	POSIXct
rm	location (river mile) at which fish was added to population	numeric
sex	female or male	factor, levels=c("F", "M")
length	fork length	numeric
age	age of individual	numeric
Swim-up Lifestage		
count	number of swim-up fry represented by this record	numeric
feature	location of emergence (as a gravel feature)	text
rm	location (river mile) of redd	numeric
date	date of emergence	POSIXct
parentage	number of anadromous parents	numeric (0, 1, or 2)
Parr Lifestage		
count	number of parr represented by this record	numeric
date	date of promotion to parr	POSIXct
rm	location (river mile) of promotion to parr	numeric
length	fork length	numeric
parentage	number of anadromous parents	numeric (0, 1, or 2)
atu	accumulated thermal units	numeric
Dead Fry Lifestage		
count	number of fry represented by this record	numeric
date	date of death or exit from the river	POSIXct
rm	location (river mile) of death	numeric
length	fork length at death	numeric
parentage	number of anadromous parents	numeric (0, 1, or 2)
Emigrant Fry Lifestage		
count	number of fry represented by this record	numeric
date	date of exit from the river	POSIXct
length	fork length at exit	numeric
parentage	number of anadromous parents	numeric (0, 1, or 2)
Passage Fry Lifestage		
count	number of fry represented by this record	numeric
date	date of passage of landmark	POSIXct
rm	location (river mile) of passage	numeric
length	fork length at passage	numeric
parentage	number of anadromous parents	numeric (0, 1, or 2)
Resident Juvenile Lifestage		
count	number of juveniles added to summer-rearing population	numeric
date	date of entry to population	POSIXct
rm	location (river mile) of entry to population	numeric
length	fork length at entry to population	numeric
Dead Juvenile Lifestage		
count	number of juveniles represented by this record	numeric
date	date of death or exit from the river	POSIXct
rm	location (river mile) of death	numeric
length	fork length at death	numeric
Emigrant Juvenile Lifestage		
count	number of juveniles represented by this record	numeric
date	date of exit from the river	POSIXct
length	fork length at exit	numeric
Passage Juvenile Lifestage		
count	number of juveniles represented by this record	numeric
date	date of passage of landmark	POSIXct
rm	location (river mile) of landmark	numeric
length	fork length at passage	numeric
Dead Smolt Lifestage		
count	number of smolts represented by this record	numeric

Attribute	Description	Data Type
date	date of death or exit from river	POSIXct
rm	location (river mile) of death	numeric
length	fork length at death	numeric
age	age at death	numeric
parentage	number of anadromous parents	numeric (0, 1, or 2)
Emigrant Smolt Lifestage		
count	number of smolts represented by this record	numeric
date	date of exit from the river	POSIXct
length	fork length at exit	numeric
age	age at exit	numeric
parentage	number of anadromous parents	numeric (0, 1, or 2)
Passage Smolt Lifestage		
count	number of smolts represented by this record	numeric
date	date of passage of landmark	POSIXct
rm	location (river mile) of landmark	numeric
length	fork length at passage	numeric
age	age at passage	numeric
parentage	number of anadromous parents	numeric (0, 1, or 2)

From: Staples, Rose
Sent: Wednesday, October 02, 2013 9:00 PM
To: Alves, Jim; Amerine, Bill; Asay, Lynette; Barnes, James; Barnes, Peter; Barrera, Linda; Blake, Martin; Bond, Jack; Borovansky, Jenna; Boucher, Allison; Bowes, Stephen; Bowman, Art; Brenneman, Beth; Buckley, John; Buckley, Mark; Burke, Steve; Burt, Charles; Byrd, Tim; Cadagan, Jerry; Carlin, Michael; Charles, Cindy; Costa, Jan; Cowan, Jeffrey; Cox, Stanley Rob; Cranston, Peggy; Cremeen, Rebecca; Damin Nicole; Day, Kevin; Day, P; Denean; Derwin, Maryann Moise; Donaldson, Milford Wayne; Dowd, Maggie; Drake, Emerson; Drekmeier, Peter; Edmondson, Steve; Eicher, James; Fargo, James; Fernandes, Jesse; Ferranti, Annee; Ferrari, Chandra; Findley, Timothy; Fleming, Mike; Fuller, Reba; Furman, Donn W; Ganteinbein, Julie; Giglio, Deborah; Gorman, Elaine; Grader, Zeke; Gutierrez, Monica; Hackamack, Robert; Hastreiter, James; Hatch, Jenny; Hayden, Ann; Hellam, Anita; Heyne, Tim; Holley, Thomas; Holm, Lisa; Horn, Jeff; Horn, Timi; Hudelson, Bill; Hughes, Noah; Hughes, Robert; Hume, Noah; Jackson, Zac; Jauregui, Julia; Jennings, William; Jensen, Art; Jensen, Laura; Johannis, Mary; Johnson, Brian; Jones, Christy; Jsansley; Justin; Keating, Janice; Kempton, Kathryn; Kinney, Teresa; Koepele, Patrick; Kordella, Lesley; Le, Bao; Levin, Ellen; Linkard, David; Loy, Carin; Lwenya, Roselynn; Lyons, Bill; Madden, Dan; Manji, Annie; Marko, Paul; Marshall, Mike; Martin, Michael; Martin, Ramon; Mathiesen, Lloyd; McDaniel, Dan; McDevitt, Ray; McDonnell, Marty; Mein Janis; Mills, John; Morningstar Pope, Rhonda; Motola, Mary; Murphey, Gretchen; Murray, Shana; O'Brien, Jennifer; Orvis, Tom; Ott, Bob; Ott, Chris; Paul, Duane; Pavich, Steve; Pool, Richard; Porter, Ruth; Powell, Melissa; Puccini, Stephen; Raeder, Jessie; Ramirez, Tim; Rea, Maria; Reed, Rhonda; Richardson, Daniel; Richardson, Kevin; Ridenour, Jim; Riggs T; Robbins, Royal; Romano, David O; Roos-Collins, Richard; Rosekrans, Spreck; Roseman, Jesse; Rothert, Steve; Sandkulla, Nicole; Saunders, Jenan; Schutte, Allison; Sears, William; Shakal, Sarah; Shipley, Robert; Shumway, Vern; Shutes, Chris; Sill, Todd; Simsiman, Theresa; Slay, Ron; Smith, Jim; Stapley, Garth; Steindorf, Dave; Steiner, Dan; Stender, John; Stone, Vicki; Stork, Ron; Stratton, Susan; Taylor, Mary Jane; Terpstra, Thomas; TeVelde, George; Thompson, Larry; Tmberliner; Ulibarri, Nicola; Ulm, Richard; Vasquez, Sandy; Verkuil, Colette; Vierra, Chris; Wantuck, Richard; Welch, Steve; Wenger, Jack; Wesselman, Eric; Wetzel, Jeff; Wheeler, Dan; Wheeler, Dave; Wheeler, Douglas; White, David K; Wilcox, Scott; Williamson, Harry; Willy, Allison; Wilson, Bryan; Winchell, Frank; Wooster, John; Workman, Michelle; Yoshiyama, Ron; Zipser, Wayne
Subject: Don Pedro Oct 8 W-AR-10 Workshop Postponed

With the federal government shutdown situation unresolved as of the end of the day today, we are postponing next week's W&AR-10 O.mykiss Population Model Consultation Workshop, originally scheduled for Tuesday, October 8th. Over the next few days we will be working to reschedule the workshop--and will advise as soon as a new date is known. Thank you.

ROSE STAPLES
CAP-OM
HDR Engineering, Inc.
Executive Assistant, Hydropower Services

970 Baxter Boulevard, Suite 301 | Portland, ME 04103
207.239.3857 | f: 207.775.1742
rose.staples@hdrinc.com| hdrinc.com

From: Staples, Rose
Sent: Tuesday, October 15, 2013 7:52 PM
To: 'Alves, Jim'; 'Amerine, Bill'; 'Asay, Lynette'; 'Barnes, James'; 'Barnes, Peter';
'Barrera, Linda'; 'Blake, Martin'; 'Bond, Jack'; 'Borovansky, Jenna'; 'Boucher,
Allison'; 'Bowes, Stephen'; 'Bowman, Art'; 'Brenneman, Beth'; 'Buckley, John';
'Buckley, Mark'; 'Burke, Steve'; 'Burt, Charles'; 'Byrd, Tim'; 'Cadagan, Jerry';
'Carlin, Michael'; 'Charles, Cindy'; 'Cooke, Michael'; 'Costa, Jan'; 'Cowan,
Jeffrey'; 'Cox, Stanley Rob'; 'Cranston, Peggy'; 'Cremeen, Rebecca'; 'Damin
Nicole'; 'Day, Kevin'; 'Day, P'; 'Denean'; 'Derwin, Maryann Moise'; 'Devine,
John'; 'Donaldson, Milford Wayne'; 'Dowd, Maggie'; 'Drake, Emerson';
'Drekmeier, Peter'; 'Edmondson, Steve'; 'Eicher, James'; 'Fargo, James';
Fernandes, Jesse; 'Ferranti, Annee'; 'Ferrari, Chandra'; 'Findley, Timothy';
'Fleming, Mike'; 'Fuller, Reba'; 'Furman, Donn W'; 'Ganteinbein, Julie'; 'Giglio,
Deborah'; 'Gorman, Elaine'; 'Grader, Zeke'; 'Gutierrez, Monica'; 'Hackamack,
Robert'; 'Hastreiter, James'; 'Hatch, Jenny'; 'Hayden, Ann'; 'Hellam, Anita';
'Heyne, Tim'; 'Holley, Thomas'; 'Holm, Lisa'; 'Horn, Jeff'; 'Horn, Timi';
'Hudelson, Bill'; 'Hughes, Noah'; 'Hughes, Robert'; 'Hume, Noah'; 'Jackson,
Zac'; 'Jauregui, Julia'; 'Jennings, William'; 'Jensen, Art'; 'Jensen, Laura';
'Johannis, Mary'; 'Johnson, Brian'; 'Jones, Christy'; 'Jsansley'; 'Justin'; 'Keating,
Janice'; 'Kempton, Kathryn'; 'Kinney, Teresa'; 'Koepele, Patrick'; 'Kordella,
Lesley'; 'Le, Bao'; 'Levin, Ellen'; 'Linkard, David'; 'Loy, Carin'; 'Lwenya,
Roselynn'; 'Lyons, Bill'; 'Madden, Dan'; 'Manji, Annie'; 'Marko, Paul';
'Marshall, Mike'; 'Martin, Michael'; 'Martin, Ramon'; 'Mathiesen, Lloyd';
'McDaniel, Dan'; 'McDevitt, Ray'; 'McDonnell, Marty'; 'Mein Janis'; 'Mills,
John'; 'Morningstar Pope, Rhonda'; 'Motola, Mary'; 'Murphey, Gretchen';
'Murray, Shana'; 'O'Brien, Jennifer'; 'Orvis, Tom'; 'Ott, Bob'; 'Ott, Chris'; 'Paul,
Duane'; 'Pavich, Steve'; 'Pool, Richard'; 'Porter, Ruth'; 'Powell, Melissa';
'Puccini, Stephen'; 'Raeder, Jessie'; 'Ramirez, Tim'; 'Rea, Maria'; 'Reed,
Rhonda'; 'Reynolds, Garner'; 'Richardson, Daniel'; 'Richardson, Kevin';
'Ridenour, Jim'; 'Riggs T'; 'Robbins, Royal'; 'Romano, David O'; 'Roos-Collins,
Richard'; 'Rosekrans, Spreck'; 'Roseman, Jesse'; 'Rothert, Steve'; 'Sandkulla,
Nicole'; 'Saunders, Jenan'; 'Schutte, Allison'; 'Sears, William'; 'Shakal, Sarah';
'Shipley, Robert'; 'Shumway, Vern'; 'Shutes, Chris'; 'Sill, Todd'; 'Simsiman,
Theresa'; 'Slay, Ron'; 'Smith, Jim'; 'Staples, Rose'; 'Stapley, Garth'; 'Steindorf,
Dave'; 'Steiner, Dan'; 'Stender, John'; 'Stone, Vicki'; 'Stork, Ron'; 'Stratton,
Susan'; 'Taylor, Mary Jane'; 'Terpstra, Thomas'; 'TeVelde, George';
'Thompson, Larry'; 'Tmberliner'; 'Ulibarri, Nicola'; 'Ulm, Richard'; 'Vasquez,
Sandy'; 'Verkuil, Colette'; 'Vierra, Chris'; 'Villalobos, Amber'; 'Wantuck,
Richard'; 'Welch, Steve'; 'Wenger, Jack'; 'Wesselman, Eric'; 'Wetzel, Jeff';
'Wheeler, Dan'; 'Wheeler, Dave'; 'Wheeler, Douglas'; 'White, David K';
'Wilcox, Scott'; 'Williamson, Harry'; 'Willy, Allison'; 'Wilson, Bryan'; 'Winchell,
Frank'; 'Wooster, John'; 'Workman, Michelle'; 'Yoshiyama, Ron'; 'Zipser,
Wayne'
Subject: Don Pedro W-AR-10 O.mykiss Workshop Tentatively Rescheduled for Nov 5

Please save the date of Tuesday, November 5th (9:00 a.m. to 4:00 p.m.) for the rescheduled Don Pedro W&AR-10 O.mykiss Population Model Consultation Workshop. The date is still tentative, though, depending on when the federal government shutdown is resolved and giving participants time to review the advance material previously released. Thank you.

ROSE STAPLES
CAP-OM
HDR Engineering, Inc.

From: Staples, Rose
Sent: Friday, October 25, 2013 3:56 PM
To: Alves, Jim; Amerine, Bill; Asay, Lynette; Barnes, James; Barnes, Peter; Barrera, Linda; Blake, Martin; Bond, Jack; Borovansky, Jenna; Boucher, Allison; Bowes, Stephen; Bowman, Art; Brenneman, Beth; Buckley, John; Buckley, Mark; Burke, Steve; Burt, Charles; Byrd, Tim; Cadagan, Jerry; Carlin, Michael; Charles, Cindy; Cooke, Michael; Costa, Jan; Cowan, Jeffrey; Cox, Stanley Rob; Cranston, Peggy; Cremeen, Rebecca; Damin Nicole; Day, Kevin; Day, P; Denean; Derwin, Maryann Moise; Devine, John; Donaldson, Milford Wayne; Dowd, Maggie; Drake, Emerson; Drekmeier, Peter; Edmondson, Steve; Eicher, James; Fargo, James; Fernandes, Jesse; Ferranti, Annee; Ferrari, Chandra; Findley, Timothy; Fleming, Mike; Fuller, Reba; Furman, Donn W; Ganteinbein, Julie; Giglio, Deborah; Gorman, Elaine; Grader, Zeke; Gutierrez, Monica; Hackamack, Robert; Hastreiter, James; Hatch, Jenny; Hayden, Ann; Hellam, Anita; Heyne, Tim; Holley, Thomas; Holm, Lisa; Horn, Jeff; Horn, Timi; Hudelson, Bill; Hughes, Noah; Hughes, Robert; Hume, Noah; Jackson, Zac; Jauregui, Julia; Jennings, William; Jensen, Art; Jensen, Laura; Johannis, Mary; Johnson, Brian; Jones, Christy; Jsansley; Justin; Keating, Janice; Kempton, Kathryn; Kinney, Teresa; Koepele, Patrick; Kordella, Lesley; Le, Bao; Levin, Ellen; Linkard, David; Loy, Carin; Lwenya, Roselynn; Lyons, Bill; Madden, Dan; Manji, Annie; Marko, Paul; Marshall, Mike; Martin, Michael; Martin, Ramon; Mathiesen, Lloyd; McDaniel, Dan; McDevitt, Ray; McDonnell, Marty; Mein Janis; Mills, John; Morningstar Pope, Rhonda; Motola, Mary; Murphey, Gretchen; Murray, Shana; O'Brien, Jennifer; Orvis, Tom; Ott, Bob; Ott, Chris; Paul, Duane; Pavich, Steve; Pool, Richard; Porter, Ruth; Powell, Melissa; Puccini, Stephen; Raeder, Jessie; Ramirez, Tim; Rea, Maria; Reed, Rhonda; Reynolds, Garner; Richardson, Daniel; Richardson, Kevin; Ridenour, Jim; Riggs T; Robbins, Royal; Romano, David O; Roos-Collins, Richard; Rosekrans, Spreck; Roseman, Jesse; Rothert, Steve; Sandkulla, Nicole; Saunders, Jenan; Schutte, Allison; Sears, William; Shakal, Sarah; Shipley, Robert; Shumway, Vern; Shutes, Chris; Sill, Todd; Simsiman, Theresa; Slay, Ron; Smith, Jim; Staples, Rose; Stapley, Garth; Steindorf, Dave; Steiner, Dan; Stender, John; Stone, Vicki; Stork, Ron; Stratton, Susan; Taylor, Mary Jane; Terpstra, Thomas; TeVelde, George; Thompson, Larry; Timberliner; Ulibarri, Nicola; Ulm, Richard; Vasquez, Sandy; Verkuil, Colette; Vierra, Chris; Villalobos, Amber; Wantuck, Richard; Welch, Steve; Wenger, Jack; Wesselman, Eric; Wetzell, Jeff; Wheeler, Dan; Wheeler, Dave; Wheeler, Douglas; White, David K; Wilcox, Scott; Williamson, Harry; Willy, Allison; Wilson, Bryan; Winchell, Frank; Wooster, John; Workman, Michelle; Yoshiyama, Ron; Zipser, Wayne
Subject: Don Pedro O.mykiss Workshop Confirmed for Tuesday, November 5

The Don Pedro Relicensing W&AR-10 O.mykiss Population Model Consultation Workshop will be held on Tuesday, November 5th from 9:00 a.m. to 4:00 p.m. in the Multi-Purpose Room at the offices of the Modesto Irrigation District. A new agenda with an updated LIVE MEETING link will be forthcoming next week. Advanced Material (original agenda and draft study report) was released on October 1st and can be found on the Don Pedro Relicensing website (www.donpedro-relicensing.com) under ANNOUNCEMENTS for that date—and will also be uploaded shortly to the November 5 date on the MEETING CALENDAR.

ROSE STAPLES
CAP-OM
HDR Engineering, Inc.
Executive Assistant, Hydropower Services

From: Staples, Rose
Sent: Friday, November 01, 2013 1:34 PM
To: Alves, Jim; Amerine, Bill; Asay, Lynette; Barnes, James; Barnes, Peter; Barrera, Linda; Blake, Martin; Bond, Jack; Borovansky, Jenna; Boucher, Allison; Bowes, Stephen; Bowman, Art; Brenneman, Beth; Buckley, John; Buckley, Mark; Burke, Steve; Burt, Charles; Byrd, Tim; Cadagan, Jerry; Carlin, Michael; Charles, Cindy; Cooke, Michael; Costa, Jan; Cowan, Jeffrey; Cox, Stanley Rob; Cranston, Peggy; Cremeen, Rebecca; Damin Nicole; Day, Kevin; Day, P; Denean; Derwin, Maryann Moise; Devine, John; Donaldson, Milford Wayne; Dowd, Maggie; Drake, Emerson; Drekmeier, Peter; Edmondson, Steve; Eicher, James; Fargo, James; Fernandes, Jesse; Ferranti, Annee; Ferrari, Chandra; Findley, Timothy; Fleming, Mike; Fuller, Reba; Furman, Donn W; Ganteinbein, Julie; Giglio, Deborah; Gorman, Elaine; Grader, Zeke; Gutierrez, Monica; Hackamack, Robert; Hastreiter, James; Hatch, Jenny; Hayden, Ann; Hellam, Anita; Heyne, Tim; Holley, Thomas; Holm, Lisa; Horn, Jeff; Horn, Timi; Hudelson, Bill; Hughes, Noah; Hughes, Robert; Hume, Noah; Jackson, Zac; Jauregui, Julia; Jennings, William; Jensen, Art; Jensen, Laura; Johannis, Mary; Johnson, Brian; Jones, Christy; Jsansley; Justin; Keating, Janice; Kempton, Kathryn; Kinney, Teresa; Koepele, Patrick; Kordella, Lesley; Le, Bao; Levin, Ellen; Linkard, David; Loy, Carin; Lwenya, Roselynn; Lyons, Bill; Madden, Dan; Manji, Annie; Marko, Paul; Marshall, Mike; Martin, Michael; Martin, Ramon; Mathiesen, Lloyd; McDaniel, Dan; McDevitt, Ray; McDonnell, Marty; Mein Janis; Mills, John; Morningstar Pope, Rhonda; Motola, Mary; Murphey, Gretchen; Murray, Shana; O'Brien, Jennifer; Orvis, Tom; Ott, Bob; Ott, Chris; Paul, Duane; Pavich, Steve; Pool, Richard; Porter, Ruth; Powell, Melissa; Puccini, Stephen; Raeder, Jessie; Ramirez, Tim; Rea, Maria; Reed, Rhonda; Reynolds, Garner; Richardson, Daniel; Richardson, Kevin; Ridenour, Jim; Riggs T; Robbins, Royal; Romano, David O; Roos-Collins, Richard; Rosekrans, Spreck; Roseman, Jesse; Rothert, Steve; Sandkulla, Nicole; Saunders, Jenan; Schutte, Allison; Sears, William; Shakal, Sarah; Shipley, Robert; Shumway, Vern; Shutes, Chris; Sill, Todd; Simsiman, Theresa; Slay, Ron; Smith, Jim; Staples, Rose; Stapley, Garth; Steindorf, Dave; Steiner, Dan; Stender, John; Stone, Vicki; Stork, Ron; Stratton, Susan; Taylor, Mary Jane; Terpstra, Thomas; TeVelde, George; Thompson, Larry; Tmberliner; Ulibarri, Nicola; Ulm, Richard; Vasquez, Sandy; Verkuil, Colette; Vierra, Chris; Villalobos, Amber; Wantuck, Richard; Welch, Steve; Wenger, Jack; Wesselman, Eric; Wetzell, Jeff; Wheeler, Dan; Wheeler, Dave; Wheeler, Douglas; White, David K; Wilcox, Scott; Williamson, Harry; Willy, Allison; Wilson, Bryan; Winchell, Frank; Wooster, John; Workman, Michelle; Yoshiyama, Ron; Zipser, Wayne
Subject: Don Pedro Nov 5 O.mykiss Workshop No 2 Updated AGENDA
Attachments: DonPedroOct8_OmykissWorkshopAgenda_131101.pdf

Please find attached the updated AGENDA for next Tuesday, November 5th's Don Pedro Relicensing W&AR-10 O.mykiss Population Model Consultation Workshop, to be held at the MID Offices in Modesto. The draft report was previously uploaded to the website. If you need assistance locating it, please don't hesitate to let me know. Thank you.

ROSE STAPLES
CAP-OM
HDR Engineering, Inc.
Executive Assistant, Hydropower Services

970 Baxter Boulevard, Suite 301 | Portland, ME 04103



***O. mykiss* Population Model Workshop No. 2**
Don Pedro Relicensing Study W&AR-10
November 5, 2013 – MID Offices

Conference Line Call-In Number 866-994-6437; Conference Code 5424697994

[Join online meeting](#)

<https://meet.hdrinc.com/jenna.borovansky/3D64F0F5>

[First online meeting?](#)

Agenda

9:00 a.m. – 9:15 a.m.	Introductions and Background
9:15 a.m. – 10:30 a.m.	Modeling Approach for Key Issues Affecting Tuolumne River <i>O. mykiss</i> production <ol style="list-style-type: none">1. Relationship to W&AR-5 Synthesis Study2. General assumptions and model structure3. Key Sub Model Relationships by Life-Stage
10:30 a.m. – 11:00 a.m.	Model Calibration and Validation Results
11:00 a.m. – 12:00 p.m.	Modeling Sensitivity Testing
12:00 p.m. – 1:00 p.m.	Lunch (on your own)
1:00 p.m. – 2:00 p.m.	Discussion of Base Case (1971–2009) Scenario Results
2:00 p.m. – 3:00 p.m.	Discussion of Factors Affecting <i>O. mykiss</i> Production
3:00 p.m. – 3:45 p.m.	Discussion of Modeling Scenarios
3:45 p.m. – 4:00 p.m.	Next Steps

From: Staples, Rose

Sent: Saturday, November 23, 2013 10:42 AM

To: 'Alves, Jim'; 'Amerine, Bill'; 'Asay, Lynette'; 'Barnes, James'; 'Barnes, Peter'; 'Barrera, Linda'; 'Blake, Martin'; 'Bond, Jack'; 'Borovansky, Jenna'; 'Boucher, Allison'; 'Bowes, Stephen'; 'Bowman, Art'; 'Brenneman, Beth'; 'Buckley, John'; 'Buckley, Mark'; 'Burke, Steve'; 'Burt, Charles'; 'Byrd, Tim'; 'Cadagan, Jerry'; 'Carlin, Michael'; 'Charles, Cindy'; 'Cooke, Michael'; 'Costa, Jan'; 'Cowan, Jeffrey'; 'Cox, Stanley Rob'; 'Cranston, Peggy'; 'Cremeen, Rebecca'; 'Damin Nicole'; 'Day, Kevin'; 'Day, P'; 'Denean'; 'Derwin, Maryann Moise'; 'Devine, John'; 'Dowd, Maggie'; 'Drake, Emerson'; 'Drekmeier, Peter'; 'Edmondson, Steve'; 'Eicher, James'; 'Fargo, James'; 'Fernandes, Jesse'; 'Ferranti, Annee'; 'Ferrari, Chandra'; 'Findley, Timothy'; 'Fleming, Mike'; 'Fuller, Reba'; 'Furman, Donn W'; 'Ganteinbein, Julie'; 'Giglio, Deborah'; 'Gorman, Elaine'; 'Grader, Zeke'; 'Gutierrez, Monica'; 'Hackamack, Robert'; 'Hastreiter, James'; 'Hatch, Jenny'; 'Hayden, Ann'; 'Hellam, Anita'; 'Heyne, Tim'; 'Holley, Thomas'; 'Holm, Lisa'; 'Horn, Jeff'; 'Horn, Timi'; 'Hudelson, Bill'; 'Hughes, Noah'; 'Hughes, Robert'; 'Hume, Noah'; 'Jackson, Zac'; 'Jauregui, Julia'; 'Jennings, William'; 'Jensen, Laura'; 'Johannis, Mary'; 'Johnson, Brian'; 'Jones, Christy'; 'Jsansley'; 'Justin'; 'Keating, Janice'; 'Kempton, Kathryn'; 'Kinney, Teresa'; 'Koepele, Patrick'; 'Kordella, Lesley'; 'Le, Bao'; 'Levin, Ellen'; 'Linkard, David'; 'Loy, Carin'; 'Lwenya, Roselynn'; 'Lyons, Bill'; 'Madden, Dan'; 'Manji, Annie'; 'Marko, Paul'; 'Martin, Michael'; 'Martin, Ramon'; 'Mathiesen, Lloyd'; 'McDaniel, Dan'; 'McDevitt, Ray'; 'McDonnell, Marty'; 'Mein Janis'; 'Mills, John'; 'Morningstar Pope, Rhonda'; 'Motola, Mary'; 'Murphey, Gretchen'; 'Murray, Shana'; 'O'Brien, Jennifer'; 'Orvis, Tom'; 'Ott, Bob'; 'Ott, Chris'; 'Paul, Duane'; 'Pavich, Steve'; 'Pool, Richard'; 'Porter, Ruth'; 'Powell, Melissa'; 'Puccini, Stephen'; 'Raeder, Jessie'; 'Ramirez, Tim'; 'Rea, Maria'; 'Reed, Rhonda'; 'Reynolds, Garner'; 'Richardson, Daniel'; 'Richardson, Kevin'; 'Ridenour, Jim'; 'Riggs T'; 'Robbins, Royal'; 'Romano, David O'; 'Roos-Collins, Richard'; 'Rosekrans, Spreck'; 'Roseman, Jesse'; 'Rothert, Steve'; 'Sandkulla, Nicole'; 'Saunders, Jenan'; 'Schutte, Allison'; 'Sears, William'; 'Shakal, Sarah'; 'Shipley, Robert'; 'Shumway, Vern'; 'Shutes, Chris'; 'Sill, Todd'; 'Simsiman, Theresa'; 'Slay, Ron'; 'Smith, Jim'; 'Staples, Rose'; 'Stapley, Garth'; 'Steindorf, Dave'; 'Steiner, Dan'; 'Stender, John'; 'Stone, Vicki'; 'Stork, Ron'; 'Stratton, Susan'; 'Taylor, Mary Jane'; 'Terpstra, Thomas'; 'TeVelde, George'; 'Thompson, Larry'; 'Tmberliner'; 'Ulibarri, Nicola'; 'Ulm, Richard'; 'Vasquez, Sandy'; 'Verkuil, Colette'; 'Vierra, Chris'; 'Villalobos, Amber'; 'Wantuck, Richard'; 'Welch, Steve'; 'Wenger, Jack'; 'Wesselman, Eric'; 'Wetzel, Jeff'; 'Wheeler, Dan'; 'Wheeler, Dave'; 'Wheeler, Douglas'; 'White, David K'; 'Wilcox, Scott'; 'Williamson, Harry'; 'Willy, Allison'; 'Wilson, Bryan'; 'Winchell, Frank'; 'Wooster, John'; 'Workman, Michelle'; 'Yoshiyama, Ron'; 'Zipser, Wayne'

Subject: Don Pedro W-AR-10 Nov 5 DRAFT MEETING NOTES for Review and Comment

Attachments: 2013-11-05 WAR10 Workshop Meeting Notes Draft.pdf

The attached DRAFT MEETING NOTES for the November 5, 2013 Don Pedro W&AR-10 O.mykiss Population Model Consultation Workshop is being forward to you for review and comment. As the 30-day review period ends during the Holidays, we are extending the due date for comments to Friday, January 4, 2014.

Please also note that recent updates to the recalibration of the Lower Tuolumne Temperature Model (W&AR-16) in November 2013 have resulted in minor revisions to water temperature predictions for the Base Case. Updated TROM model results will be presented in the revised Draft O.mykiss Population Study Report (W&AR-10) to be filed with the Updated Study Report

(USR).
ROSE STAPLES
CAP-OM
HDR Engineering, Inc.
Executive Assistant, Hydropower Services

970 Baxter Boulevard, Suite 301 | Portland, ME 04103
207.239.3857 | f: 207.775.1742
rose.staples@hdrinc.com| hdrinc.com

**Don Pedro Project Relicensing
W&AR-10 Workshop No. 2
Draft Meeting Notes**

Tuesday, November 5, 2013

Attendees

Peter Baker – Stillwater	Patrick Koepele – Tuolumne River Trust
Peter Barnes – SWRCB	Ellen Levin – CCSF
Jenna Borovansky – HDR	Bao Le – HDR, <i>by phone</i>
Steve Boyd – TID	Ramon Martin - USFWS
John Devine – HDR	Dan McDaniel (Central Delta Water Agency), <i>by phone</i>
Greg Dias – MID	Gretchen Murphey – CDFW, <i>by phone</i>
Peter Drekmeier (Tuolumne River Trust), <i>by phone</i>	Bill Paris – MID, <i>by phone</i>
Karl English – LGL, Ltd.	Garner Reynolds – (City of Turlock), <i>online</i>
Tim Finley – BAWSCA, <i>by phone</i>	Bill Sears – CCSF
Donn Furman – CCSF Attorney	Amber Villalobos – SWRCB, <i>by phone</i>
Art Godwin – TID	Scott Wilcox – Stillwater
Noah Hume – Stillwater	John Wooster (NMFS), later in morning, <i>by phone</i>
Zach Jackson – USFWS	Ron Yoshiyama – CCSF
Bill Johnston – MID, <i>by phone</i>	

Introductions and Background

Following introductions, John Devine provided some background on the study process to date.

- This is the second workshop for this W&AR-10 modeling effort, in accordance with the Consultation Process. First workshop was November 15, 2012.
- Information from other studies incorporated in this modeling effort include:
 - W&AR-02 – Project Operations/Water Balance Model
 - W&AR-03 – Reservoir Temperature Model
 - W&AR-04 – Spawning Gravel Study
 - W&AR-05 – Salmonid Population Information Integration and Synthesis
 - W&AR-06 – Chinook Population Model
 - W&AR-08 – Salmonid Redd Mapping
 - W&AR-12 – *O. mykiss* Habitat Assessment
 - W&AR-13 – Don Pedro/La Grange Fish Assemblage
 - W&AR-16 – Lower Tuolumne River Temperature Model
 - W&AR-20 – *O. mykiss* Scale Collection and Age Determination
 - W&AR-21 – Lower Tuolumne Floodplain Hydraulic Assessment (in-progress 2014)
 - 2D Pulse Flow Study (completed 2012)
 - 1D Instream Flow (IFIM) study (completed 2013)

- Workshop purpose was to: 1) update Relicensing Participants (RPs) on study progress; 2) demonstrate model functionality through Calibration/Validation and Base Case simulations; 3) provide updated assessment of important factors affecting *O. mykiss* initially identified as part of W&AR-05; and 4) to solicit input on potential scenarios for evaluation.

Modeling Approach for Key Issues Affecting Tuolumne River *O. mykiss* juvenile production

- Noah reviewed and discussed the relationship of the W&AR-10 model to the W&AR-5 Synthesis Study
- Model structure: the model is focused on in-river life stages and it is set up as linked sub-models addressing individual life stages. Allows use of available empirical data for calibration and validation.
- Noah and Peter reviewed life history timing (Slide 6), key events in the rearing calendar, and explained the use of model “commitment” dates related to altered growth rates for sexually maturing fish as well as smolts (Slide 7)
- Life history “events” were reviewed, along with associated model processes/parameters
- The modeled reach (RM 52.2–0) was subdivided into smaller sub-reaches representing uniform habitat conditions. Resolution may be changed by individual life stage.
- Key sub-model relationships by life stage were presented and discussed. These included:
 - Spawning: timing (Slide 11). W&AR-08 redd observations consistent with Stanislaus River observations on timing of spawning.
 - Upmigration and spawning: habitat suitability (Slide 12)
 - Spawning suitability is a function of gravel suitability and hydraulic suitability.
 - W&AR-08 redd observations indicate *O. mykiss* spawning in direct proportion to the distribution of suitable gravels upstream of RM 39.
 - Unlike Chinook, spawning distribution is not skewed to the farthest upstream areas
 - Probability of resident/anadromous pairings, fecundity as well as mortality sources were discussed (Slide 14)
 - Anadromous/resident pairings based upon relative proportions of each life history type as well as preferences identified from literature sources. This information is needed to determine other modeled processes (e.g., spawning and smoltification probability) based upon anadromous/resident parentage.
 - Mortality due to spawning based on age/parentage (size) of spawners.
 - No in-river pre-spawning mortality for high water temperature was included, since spawning activity is overwhelmingly in the winter. Also, spawners would have already had to pass high water temperature threats further downstream in the San Joaquin River and South Delta.
 - Egg incubation to emergence (Slide 15) as a degree-day accumulation.
 - Fry rearing: habitat use and movement (Slides 16-18)
 - Uses existing IFIM relationships as well as rearing densities.
 - Displacement of fry downstream occurs as density exceeds carrying capacity.
 - Overbank use addressed in a similar manner as Chinook, but not typically significant for *O. mykiss*.
 - Fry rearing: growth (Slide 19)
 - Bioenergetic model used to predict weight changes per day as a function of fish size, temperature, and foraging activity.

- Length-weight relationships developed from W&AR-20 data extended to smaller fish sizes from Yuba River observations (Slide 20)
- Fry rearing: mortality based upon three sources: 1) background mortality, 2) movement-based mortality, and 3) water-temperature related mortality (Slide 21). Similar types of relationship for juvenile mortality.
- Juvenile rearing: habitat use and movement (Slides 22–24) as well as growth and mortality (Slide 25)
 - Follows same approach as for fry described previously with age-specific growth rates but with lower rates of movement and movement-based mortality than for fry.
- Adult movement and distribution is a function of habitat suitability, reach preference, and temperature preference (Slide 28-29).
 - The model redistributes fish in excess of habitat capacity into less suitable habitat.
 - Depending on population size and water temperature, redistributed fish may be subject to water temperature related mortality during summer. Model only allows adult redistribution at a weekly time-step, so temperature effect may be overestimated due to temperature criteria exceedances at shorter (i.e., daily) time-scales.
- Adult growth and mortality (Slide 3)
 - Growth modeled using the same general bioenergetics model as for fry and juveniles
 - Mortality due to three causes: background mortality, spawning mortality (dominant), and acute water temperature mortality.
 - Hooking mortality estimates not currently available from fishing report cards (W&AR-05). Ramon Martin suggested comparing background mortality estimates to recreational hooking mortality estimates for other species (e.g., brown trout, East Coast *O. mykiss*).

Model Calibration and Validation Results

- Calibration approach was described (Slide 33).
 - Model calibrated by: 1) adjusting growth model parameters to match observed growth rates from W&AR-20, and 2) by adjusting background mortality rates to achieve a stable long-term population-size range (1996–2009).
 - This is different from that used for the Chinook model, due to more limited availability of *O. mykiss* monitoring data.
- Validation based on the year-to-year changes in age-class representation based on snorkel survey (Slides 34-35)
 - Population variations seem well represented year to year, but correspondence with snorkel survey results is not as accurate (probably due to snorkel methodology limitations).
 - Older age classes are present at higher abundances in snorkel data than the corresponding cohort that was sampled one year earlier.

Model Sensitivity Testing

- Noah reviewed the most sensitive parameters affecting modeled *O. mykiss* productivity (Slide 38-44)

- Different water year and escapement combinations considered, and approximately 1500 simulations run.
- Changes in *O. mykiss* productivity were examined using three metrics:
 1. Juvenile Productivity = End-of-year Age 0+/total spawners
 2. Adult Replacement = End-of-year Age 2+ and older/totals 1-year prior
 3. Smolt Productivity = Emigrant smolts/total spawners
- Peter Baker described how to interpret the sensitivity simulation results. Different lines on the graph represent different water year conditions, and different initial fish densities, and the relative responsiveness of each selected parameter on productivity under the differing water year and fish density scenarios.
 - Sensitive parameters result in a diagonal (sloped) line, showing a change in productivity with change in the parameter.
 - Less sensitive parameters have a horizontal line, showing little change in response to different parameter values.
 - Calibrated or selected parameter value for each parameter shown as vertical line.
- Modeling Sensitivity Test Results (Slides 41-44)
 - 12 relationships show the greatest sensitivity (highlighted on Slides)
 - Moderately sensitive parameters shown in lighter highlights.

Discussion of Base Case (1971–2009) Scenario Results (Slides 48-51)

- Juvenile productivity results show some density dependence with higher productivity at lower population sizes.
 - Supplemental testing shows that density dependence does not appear prior to juvenile life stage.
 - Flow-related graph indicates lower juvenile productivity (Slide 48) and adult replacement ratio (Slide 50) during Below Normal through Critical WY types under the Base Case flows.
 - Results visualized using maximum weekly average water temperature (MWAT) during summer suggests productivity relationships are related to oversummering water temperatures approaching the model's 25°C mortality threshold.
 - *Note: Recent updates to the modeling platform and recalibration of the Lower Tuolumne River Temperature Model (W&AR-16) in November 2013 have resulted in minor revisions to water temperature predictions for the Base Case. Updated TROM model results will be presented in the revised Draft O. mykiss Population Study Report (W&AR-10) to be filed with the USR in December 2013.*

Discussion of Factors Affecting *O. mykiss* Production (Slides 52-57)

- Model sensitivity test results used to focus attention on relevant parameters and combined with Base Case results to examine factors affecting *O. mykiss* production
- No spawning habitat limitations identified.
 - Model insensitive to redd size
 - Large gravel area available (W&AR-04)
 - Current spawning flows near optimal flow estimates from IFIM Study.
 - Spawning habitat results consistent with observations from current studies
- Potential juvenile rearing habitat limitation depending on water year and population size

- Model sensitivity to juvenile rearing density in “Dry” WY types at high population size
 - Higher juvenile productivity in “Wet” WY types for the Base Case
 - Results consistent with completed snorkel survey results, as well as increased habitat use since implementation of increased FERC (1996) base flows
- Potential adult rearing habitat limitation depending on water year and population size.
 - Sensitivity to water temperature mortality threshold in “Dry” WY types and high abundance
 - Higher adult replacement in “Wet” WY types for the Base Case
 - Results consistent with increased habitat use since implementation of increased FERC (1996) base flows
- Flow effects on productivity (Slide 55)
 - Increased productivity higher during years with higher summer base flows.
 - Results consistent with increased habitat use since implementation of increased FERC (1996) base flows
- Water temperature effects on productivity (Slide 56)
 - Some sensitivity to temperature related to incubation, growth, and smoltification
 - Low sensitivity to mortality thresholds.
 - Results consistent with increased downstream extent of thermally suitable habitat and habitat use since implementation of increased FERC (1996) base flows
- Factors affecting expression of anadromy were discussed (Slide 57)
 - High early growth under warmer temperatures may favor anadromy over residency.
 - Low early growth under colder temperatures provides smaller size (poorer ocean survival) but higher lipid stores for resident fish reaching sexual maturity
 - One implication is that sustained cold water releases downstream of dams tends to favor resident life histories
 - Low occurrence of anadromous *O. mykiss* in recent years may reflect balance between mortality risks of ocean emigration with increased size/fecundity of returning spawners.

Discussion of Modeling Scenarios

- Noah discussed a 150 cfs test case run (Slides 58-62)
 - Higher base flows than Base Case during drought years (1976-77, 1987-92, 2001-2004, 2007-2009)
 - Increased summer flows above the Base Case in Below Normal through Critically Dry years results in higher YOY productivity as well as adult replacement ratio.
 - *Note: Recent updates to the modeling platform and recalibration of the Lower Tuolumne River Temperature Model (W&AR-16) in November 2013 have resulted in minor revisions to water temperature predictions for the 150 cfs Test Case as well as minor changes in the TROm model results presented at the workshop.*

Next Steps/Action Items (Slide 56)

- A user interface is in development to make model runs simpler for others to execute.
- The model can be provided. An offer for model training was made, no RPs are currently requesting training.
- Any other scenario requests can be provided by RPs along their with comments on the report

Attachments

Attachment 1: Agenda

Attachment 2: Modeling Workshop No. 2 Slides (*Revised*). *Note that two Slides (22 and 56) had minor typographical errors corrected following the meeting.*

Attachment 1

Agenda



Chinook salmon Population Model Workshop No. 2
Don Pedro Relicensing Study W&AR-6
August 6, 2013 – HDR Offices, Sacramento
Conference Line Call-In Number 866-994-6437; Conference Code 5424697994

[Join online meeting](https://meet.hdrinc.com/carin.loy/HM5F42M3)

<https://meet.hdrinc.com/carin.loy/HM5F42M3>

[First online meeting?](#)

Agenda

9:00 a.m. – 9:15 a.m.	Introductions and Background
9:15 a.m. – 10:30 a.m.	Modeling Approach for Key Issues Affecting Tuolumne River Chinook salmon juvenile production <ol style="list-style-type: none">1. Relationship to W&AR-5 Synthesis Study2. General assumptions and model structure3. Key Sub Model Relationships by Life-Stage
10:30 a.m. – 11:00 a.m.	Model Calibration and Validation Results
11:00 a.m. – 12:00 p.m.	Modeling Sensitivity Testing
12:00 p.m. – 1:00 p.m.	Lunch (on your own)
1:00 p.m. – 2:00 p.m.	Discussion of Base Case (1971–2009) Scenario Results
2:00 p.m. – 3:00 p.m.	Discussion of Factors Affecting Chinook Production
3:00 p.m. – 3:45 p.m.	Discussion of Modeling Scenarios <ul style="list-style-type: none">- 300 cfs Test Case Run- Requests for Additional Scenarios
3:45 p.m. – 4:00 p.m.	Next Steps

Attachment 2
Modeling Workshop No. 2 Slides

Tuolumne River *O. mykiss* (W&AR-10) study

Modeling Workshop No. 2

November 5, 2013

**Don Pedro Project Relicensing
FERC No. 2299**

Agenda/Overview

Don Pedro Project
FERC No. 2299

Introductions and Background

1. Purpose of Meeting
2. Relationship to Other Studies

Modeling Approach for Key Issues Affecting Tuolumne River *O. mykiss*

1. Relationship to W&AR-5 Synthesis
2. General Assumptions and Model Structure
3. Key Sub Model Relationships by Life-Stage

Modeling Calibration and Validation

1. Calibration of growth rates to W&AR-20 Results
2. Calibration of mortality rates for stable population (1996-2009)
3. Validation to juvenile and adult *O. mykiss* population estimates. (2008-2011)

Agenda/Overview

Don Pedro Project
FERC No. 2299

Sensitivity Testing of Parameters by Life Stage

1. Potential Upmigration and Spawning
2. Egg Incubation
3. Fry/Juvenile Rearing
4. Resident (Adult) Rearing
5. Potential Smolt Emigration

Base Case Scenario Results

Factors Affecting *O. mykiss* Production

Discussion of Modeling Scenarios

1. 150 cfs Test Case (Example Scenario) Run
2. Requests for Additional Scenarios

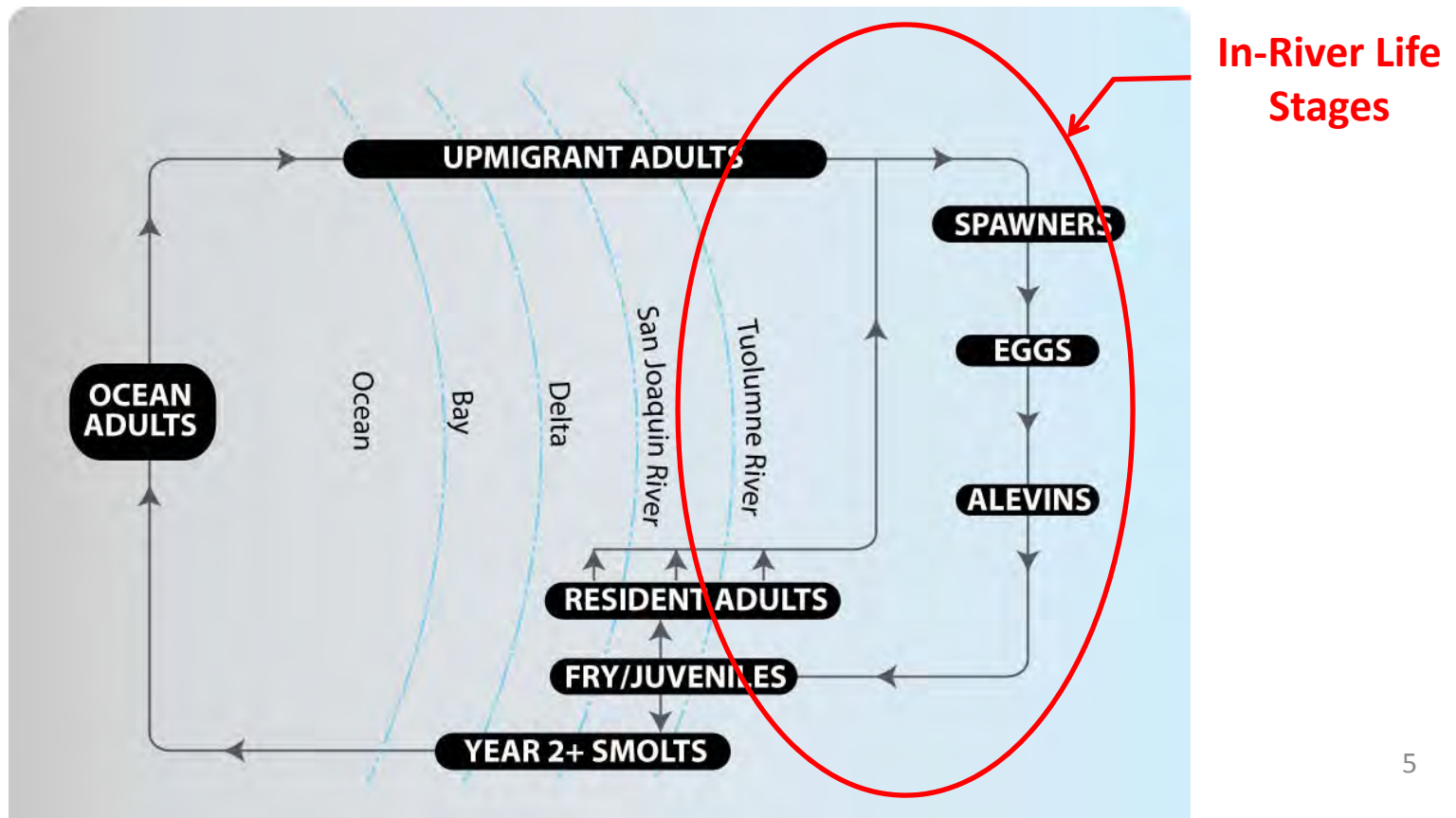
Next Steps

Relationship to W&AR-5 Synthesis

- Literature Review
- Initial assessment of in-river and out-of-basin factors affecting overall population levels
- Production models intended to examine **relative** importance of identified **in-river** factors upon ***O. mykiss*** production
- Inclusion of some factors for modeling not recognized as important in initial W&AR-5 assessment
- Recognition that some factors may not be feasibly modeled

General Assumptions and Model Structure

- Independent sub-models separate life-history transitions
 - calibration and verification (e.g., weir passage, redd counts, snorkel survey results)

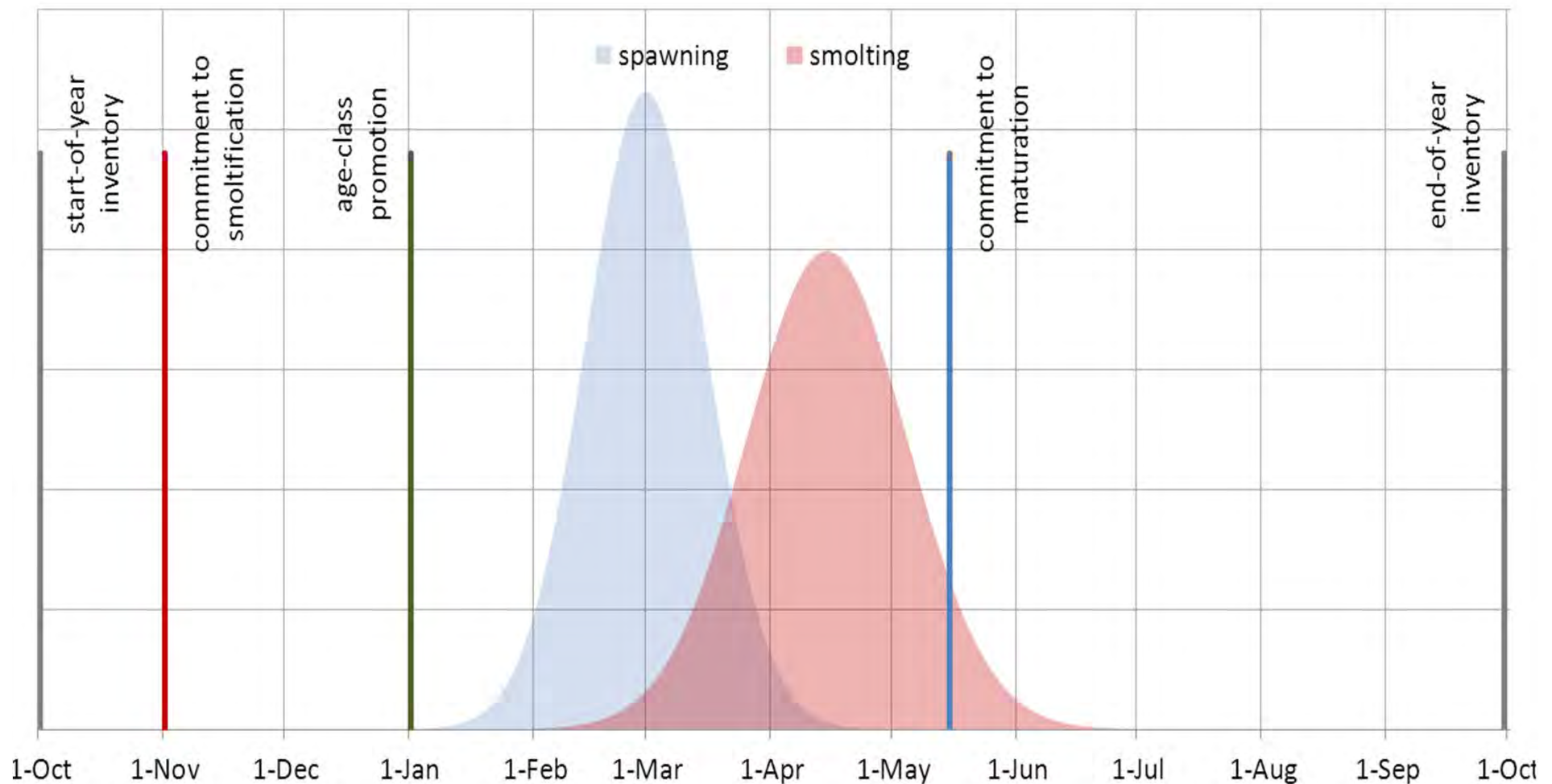


- *O. mykiss* life history timing
- Spawning and smolt timing adapted from OCAP BA for Stanislaus River (NMFS 2009)

Life Stage	Fall			Winter			Spring			Summer		
	(Sep-Nov)			(Dec-Feb)			(Mar-May)			(Jun-Aug)		
Adult Upstream Migration												
Adult Spawning												
Egg Incubation and Fry Emergence												
Rearing (Age 0+, 1+, and older)												
Smolt Outmigration												

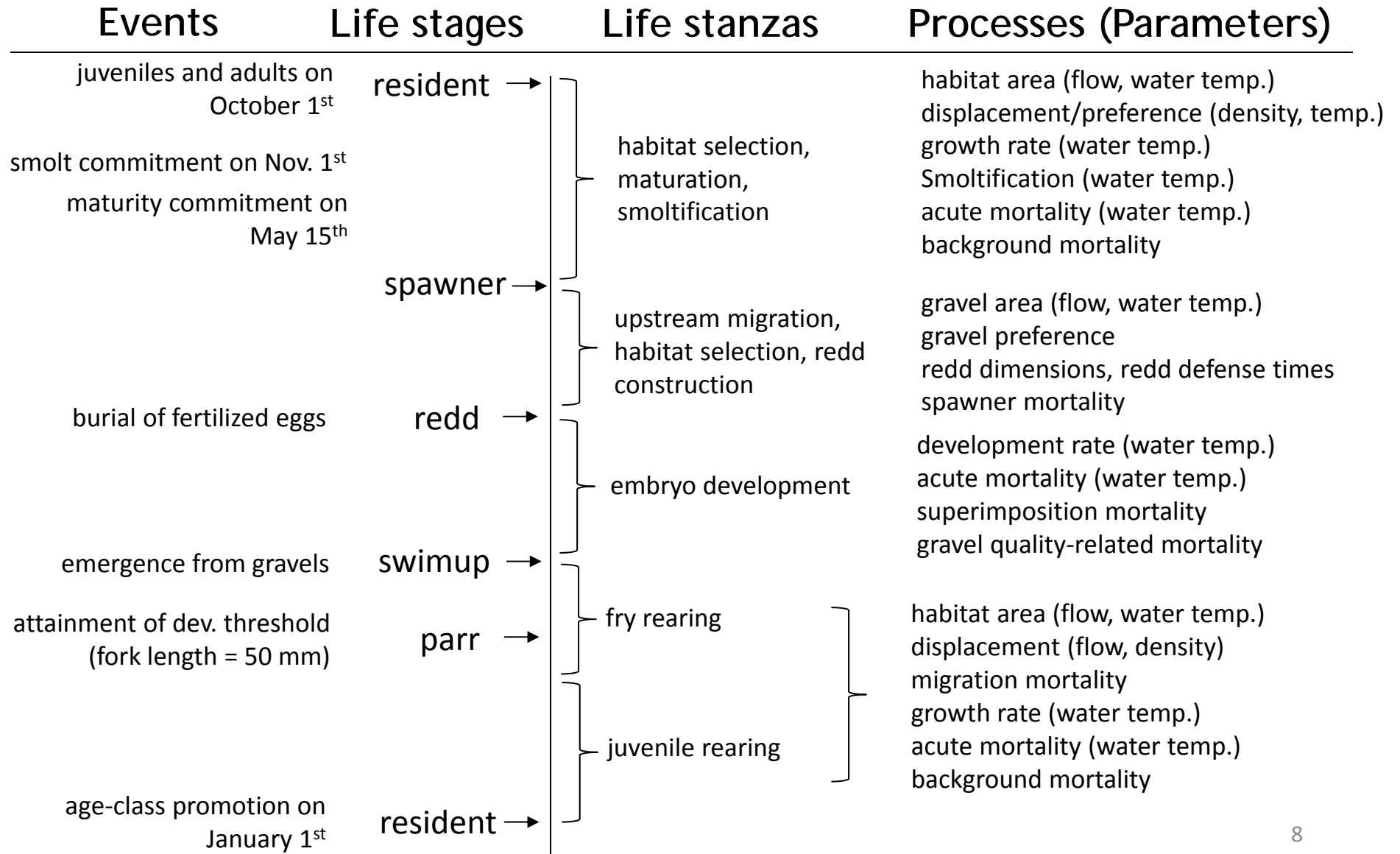
General Assumptions and Model Structure

- O. mykiss* Rearing Calendar Key Events



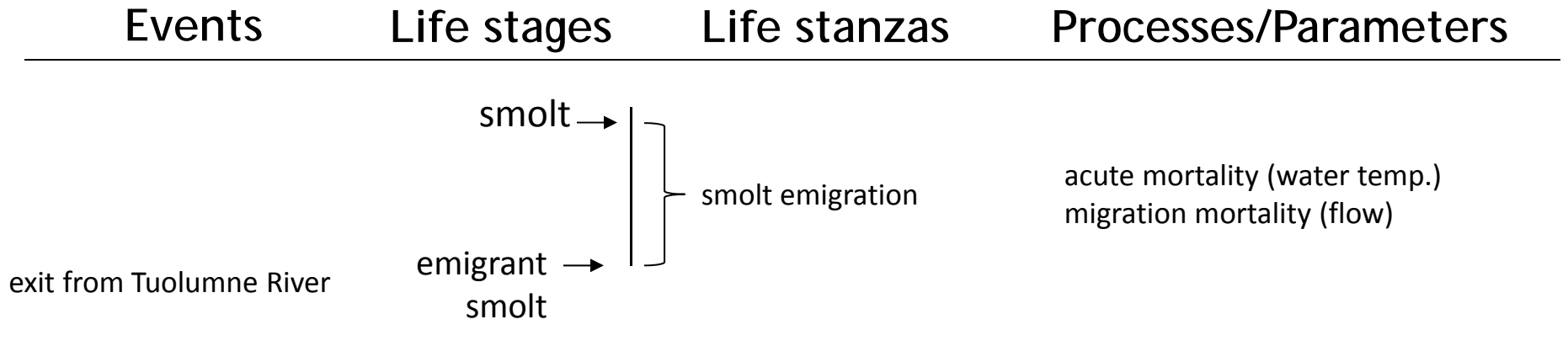
Modeling Approach for Key Issues Affecting Tuolumne River *O. mykiss* Production

Don Pedro Project
FERC No. 2299



Modeling Approach for Key Issues Affecting Tuolumne River Steelhead Production

Don Pedro Project
FERC No. 2299



Modeling Approach for Key Issues Affecting Tuolumne River *O. mykiss* Production

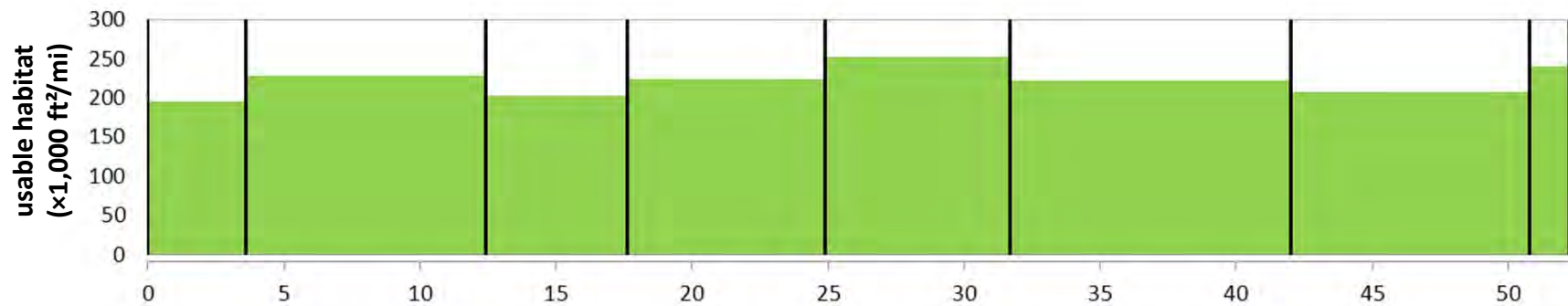
Don Pedro Project
FERC No. 2299

Model Structure

- Subdivision of river into smaller sub-reaches
 - longitudinal variation in habitat composition and availability

W&AR10 Model Reaches

La Grange dam to OLGB	52.0-50.7
OLGB to TLSRA	50.7-42.0
TLSRA to Hickman Bridge	42.0-31.6
Hickman Bridge to Charles Road	31.6-24.8
Charles Road to Legion Park	24.8-17.6
Legion Park to Riverdale Park	17.6-12.4
Riverdale Park to Shiloh Bridge	12.4-3.5
Shiloh Bridge to mouth	3.5-0.0



- Sub-reach resolution may be altered by sub-model
 - (e.g., spawning or rearing habitat, temperature suitability, etc.)

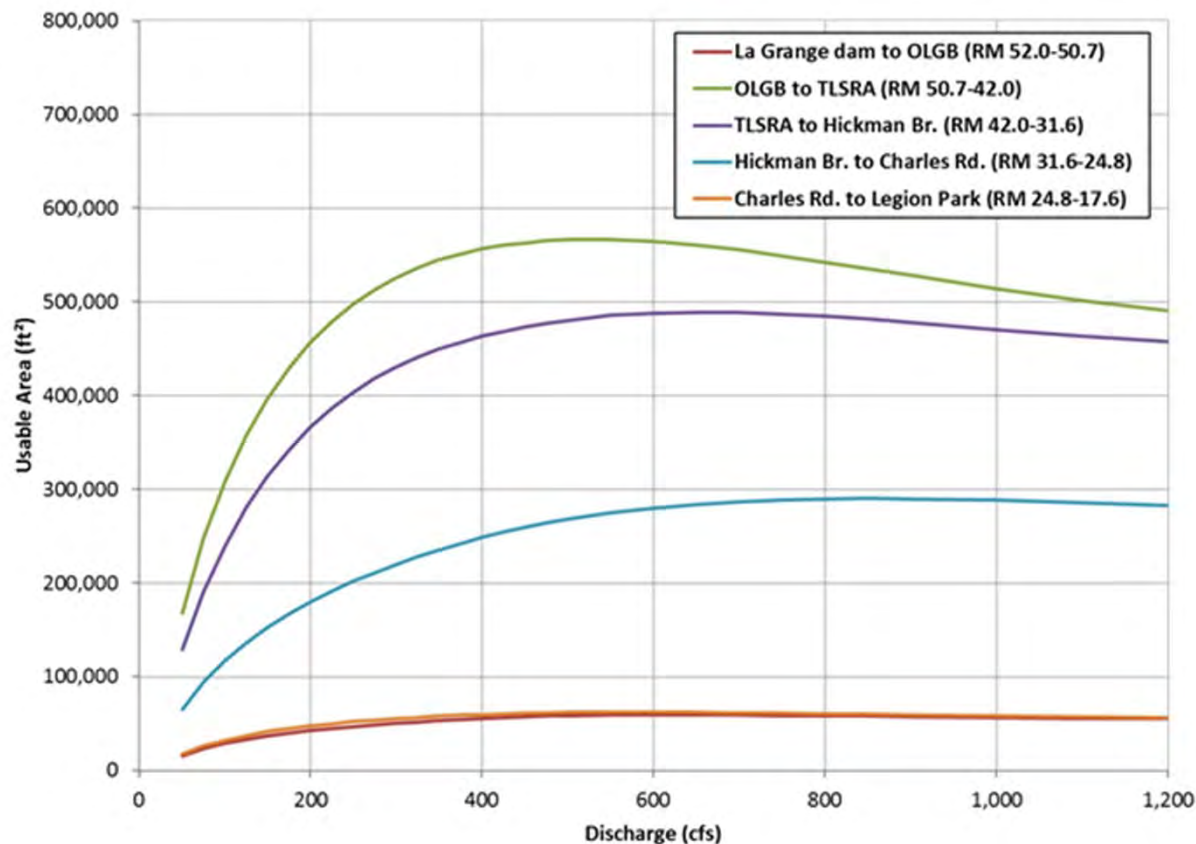
Key Sub Model Relationships by Life-Stage

- Spawning Timing
 - Limited number of weir counts in 2009 (n=1), 2010 (n=0), 2011 (n=4), and 2012 (n=3)
 - Generalized spawning timing (December-April) based upon OCAP BO (NMFS 2009) description for the Stanislaus River
 - 2013 spawning timing (W&AR-8) extended from January-April

Life Stage	Fall			Winter			Spring			Summer		
	(Sep-Nov)			(Dec-Feb)			(Mar-May)			(Jun-Aug)		
Adult Upstream Migration												
Adult Spawning												
Egg Incubation and Fry Emergence												
Rearing (Age 0+, 1+, and older)												
Smolt Outmigration												

Key Sub Model Relationships by Life-Stage

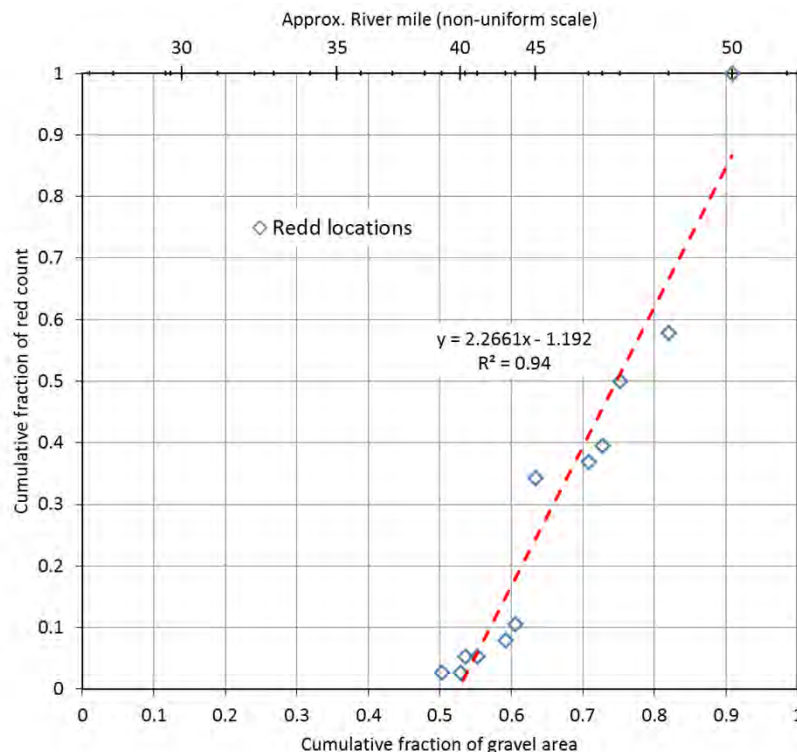
- Upmigration and Spawning (Habitat Suitability)
 - Spawning habitat suitability combines gravel suitability (W&AR-4) with hydraulic suitability (depth, velocity) from IFIM Study.



Hydraulically usable area estimates for *O. mykiss* in sub-reaches of the lower Tuolumne River

Key Sub Model Relationships by Life-Stage

- Spawning (Habitat Suitability)
 - Habitat use of suitable spawning areas as a “preference” function of RM based upon recent redd mapping (W&AR-8)
 - Superimposition onto undefended redds allowed



$$G(i) = -1.192 + 2.2661 F(i)$$

$F(i)$ = cumulative fraction of gravel area within and downstream of a mapped riffle number (i)

$G(i)$ = cumulative fraction of the female spawners expected to spawn within and downstream of riffle number (i)

Key Sub Model Relationships by Life-Stage

- Probability of resident/anadromous pairings based upon relative spawner abundance:

Origin of female	Probability eggs will be fertilized by either:	
	resident male	anadromous male
Resident	$\frac{f_r F_r}{f_r F_r + f_a}$	$\frac{f_a}{f_r F_r + f_a}$
Anadromous	$\frac{f_r}{f_r + f_a F_a}$	$\frac{f_a F_a}{f_r + f_a F_a}$

- Fecundity based upon fish length (Shapovalov and Taft 1954)

$$Eggs = 0.007236 \times L^{2.1169}$$

- Spawning Mortality
 - No pre-spawn mortality due to high water temperature (W&AR-5).
 - Post-spawn mortality based upon sex and resident/anadromous origin

Key Sub Model Relationships by Life-Stage

- Egg Incubation
 - Embryo development based upon temperature and incubation time as 647 accumulated thermal units (ATU) (Burton and Little 1997)
 - Variations in ATU at emergence examined in sensitivity testing
 - Mortality due to superimposition, excess fines, and water temperature



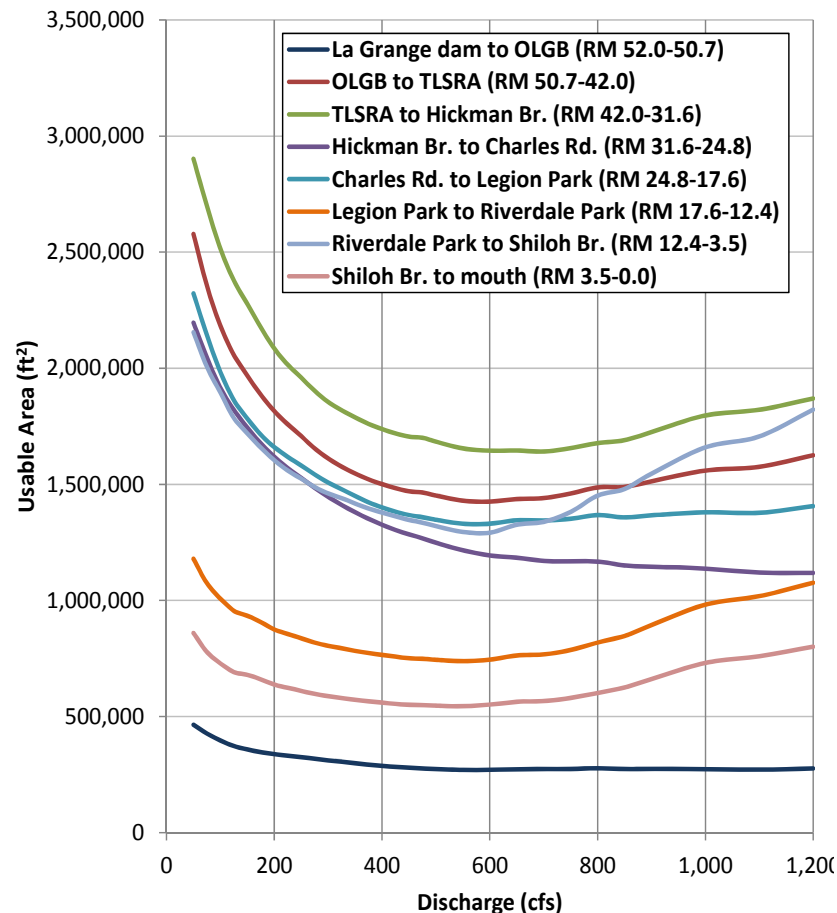
Key Sub Model Relationships by Life-Stage

- Fry Rearing (Habitat Use)
 - In-channel habitat availability across all habitat types scaled by WUA vs flow relationships from IFIM Study.
 - Overbank habitat availability from historical inundation mapping (TID/MID 1997) scaled by WUA vs. flow relationships from 2D Pulse Flow study .
 - Overbank rearing density in proportion to in-channel and overbank usable area estimates by sub-reach
- Fry Rearing (Movement)
 - Parameterization from Chinook salmon fry in W&AR-6 (seine data)
 - Downstream movement of a fraction of fry shortly after emergence
 - Displacement of fry when carrying capacity (Grant and Kramer 1990) is exceeded
 - River-wide distribution at high/low flows

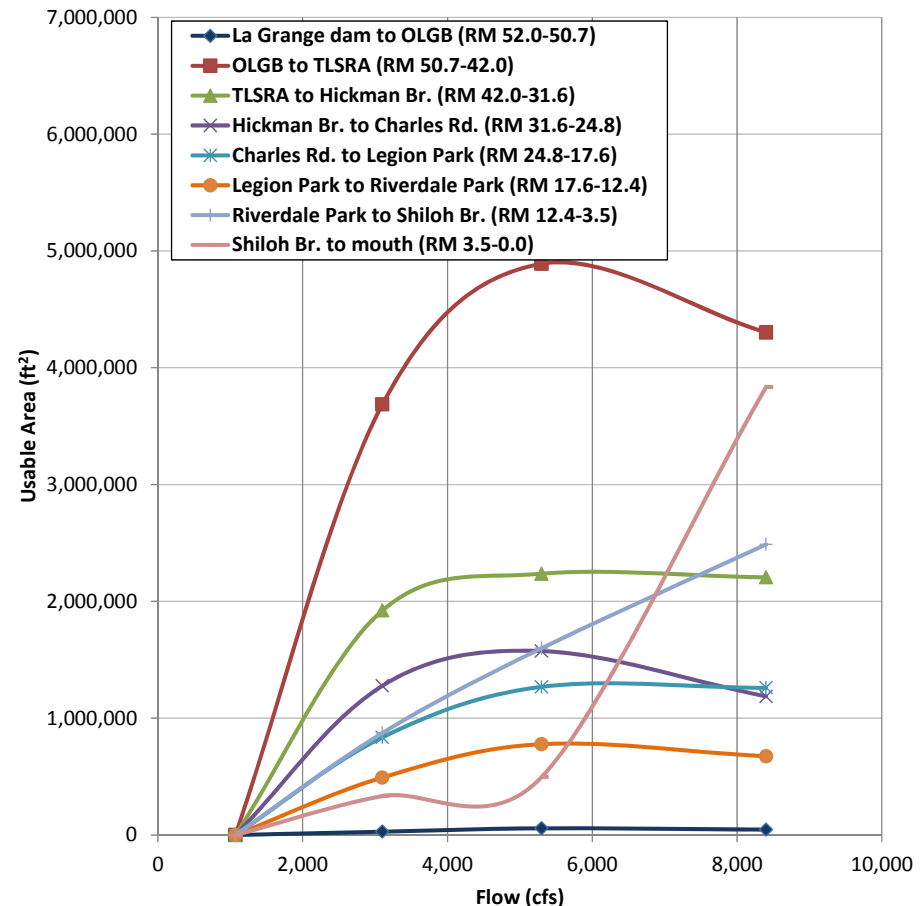
Modeling Approach for Key Issues Affecting Tuolumne River *O. mykiss* Production

Don Pedro Project
FERC No. 2299

Key Sub Model Relationships by Life-Stage

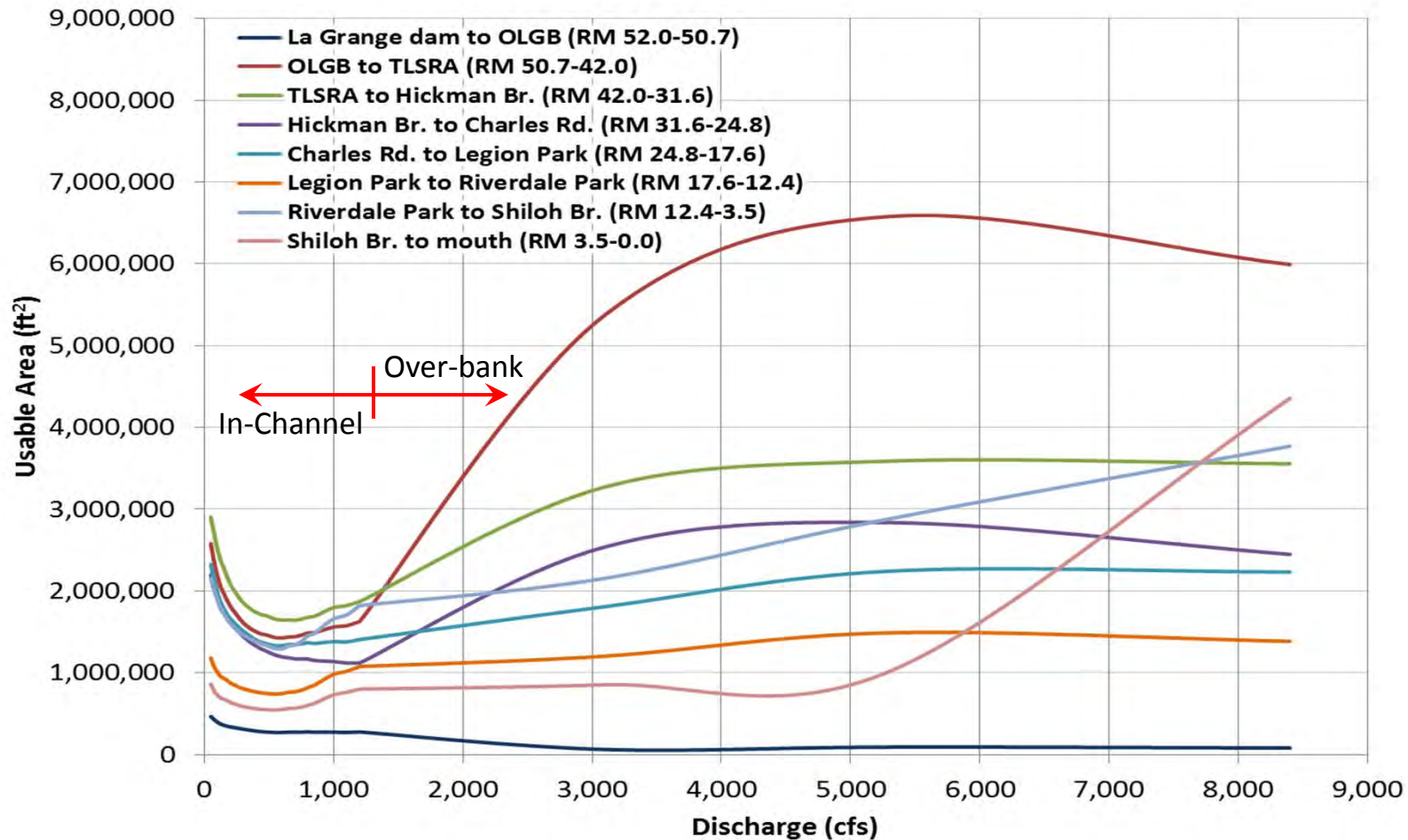


Usable area estimates for *O. mykiss* fry rearing in sub-reaches of the lower Tuolumne River



Estimated usable overbank habitat for Tuolumne River *O. mykiss* fry

Key Sub Model Relationships by Life-Stage



Usable area estimates for *O. mykiss* fry in-channel and overbank rearing in sub-reaches of the lower Tuolumne River

Key Sub Model Relationships by Life-Stage

- Fry Rearing (Growth)
 - Growth based upon fish size, foraging activity, and water temperature by Satterthwaite et al. (2009)

$$g = \frac{a}{a+\kappa} GC - (1 + a)GM, \text{ where}$$

$$a = \max(\sqrt{\kappa GC/GM} - \kappa, 0), \text{ and}$$

$$GC = \Psi(T) f_c W^{0.86-1}, \quad GM = \alpha e^{0.071T}$$

g = specific growth rate (% change/day)

W = starting weight (g).

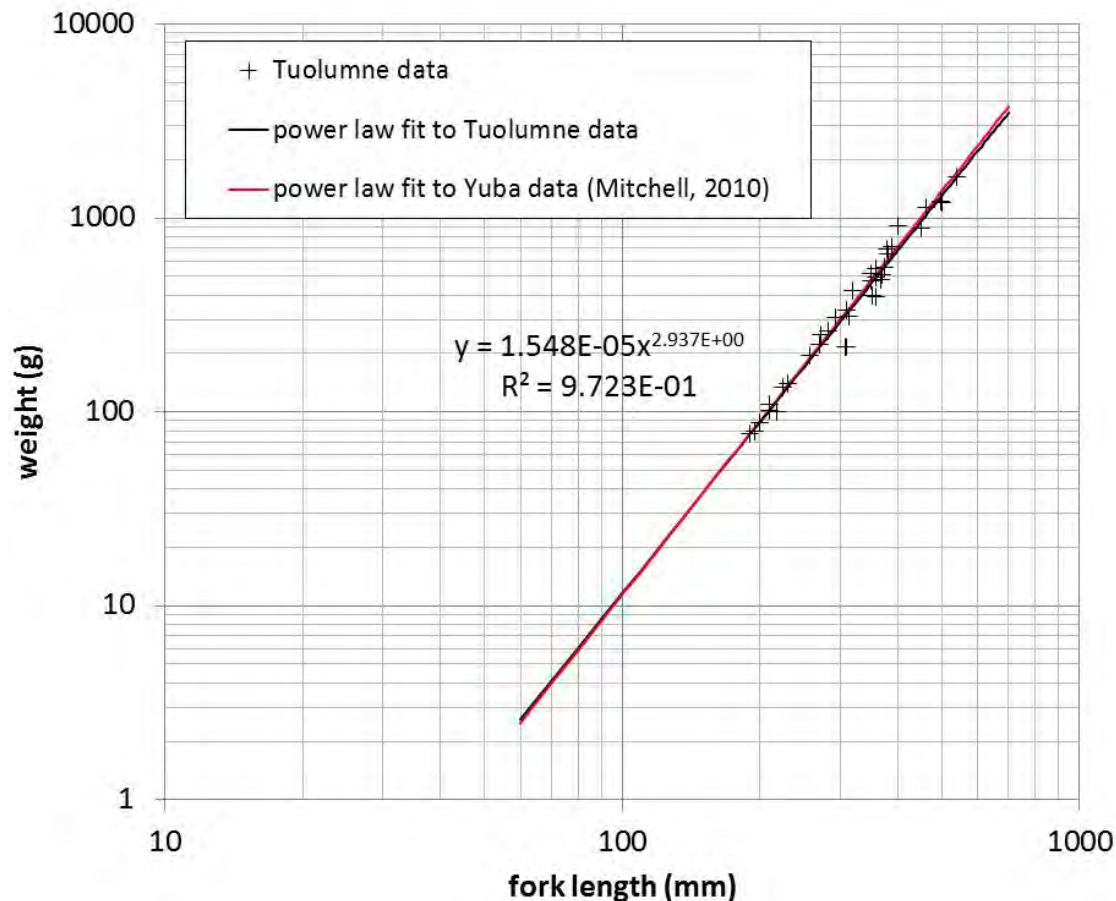
T = water temperature (C)

a = foraging activity

κ = energy consumption (foraging activity)

Ψ = Thornton Lessem (1978) function for optimal/sub-optimal temperature ranges

Key Sub Model Relationships by Life-Stage



Length vs. Weight conversions obtained by linear regression of log-weight and log-length of fish from Tuolumne River Scale Collection Study (W&AR-20) as well as 2000-2001 data from the Yuba River (Mitchell 2010)

Key Sub Model Relationships by Life-Stage

- Fry Rearing (Mortality) sources
 - Background (fixed) daily mortality
 - Movement mortality (e.g., predation, other factors) represented as exposure time (distance)

$$Survival = e^{-\int_{t_1}^{t_2} m(t)dt}$$

Survival = the probability of fry survival for any incremental exposure time from t_1 to t_2

$m(t)dt$ = instantaneous mortality in the main channel

- Acute mortality due to daily average water temperature exceedance UUILT ($T > 25^{\circ}\text{C}$)

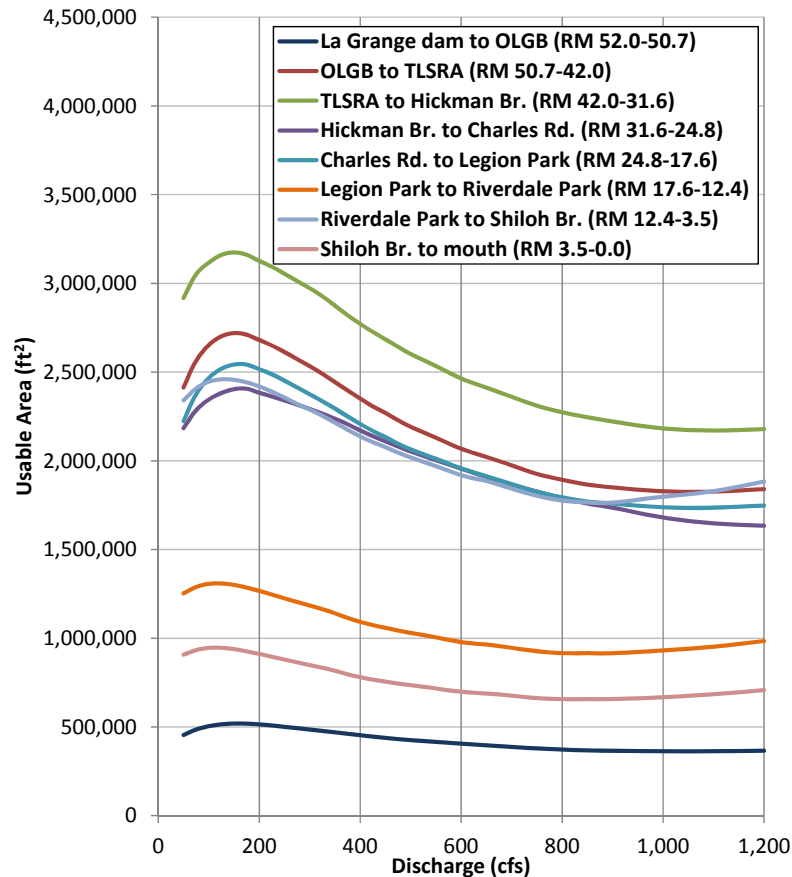
Key Sub Model Relationships by Life-Stage

- Juvenile Rearing (Habitat Use)
 - In-channel habitat availability across all habitat types scaled by WUA vs. flow relationships from IFIM Study.
 - Overbank habitat availability from historical inundation mapping scaled by WUA vs. flow relationships from 2D Pulse Flow study.
 - In-channel and Overbank rearing density in proportion to usable area estimates by sub-reach
- Juvenile Rearing (Movement)
 - Displacement of juveniles when carrying capacity (Grant and Kramer 1990) is exceeded
 - River-wide distribution at high/low flows
 - Parameterization at lower movement rates than used for Chinook salmon juveniles in W&AR-6

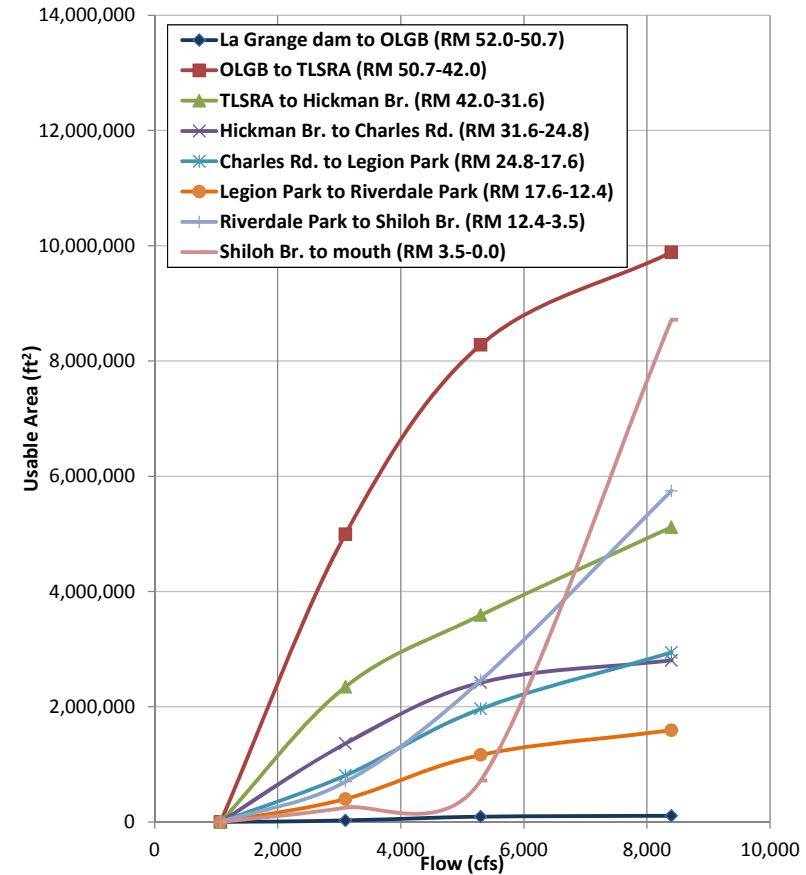
Modeling Approach for Key Issues Affecting Tuolumne River *O. mykiss* Production

Don Pedro Project
FERC No. 2299

Key Sub Model Relationships by Life-Stage

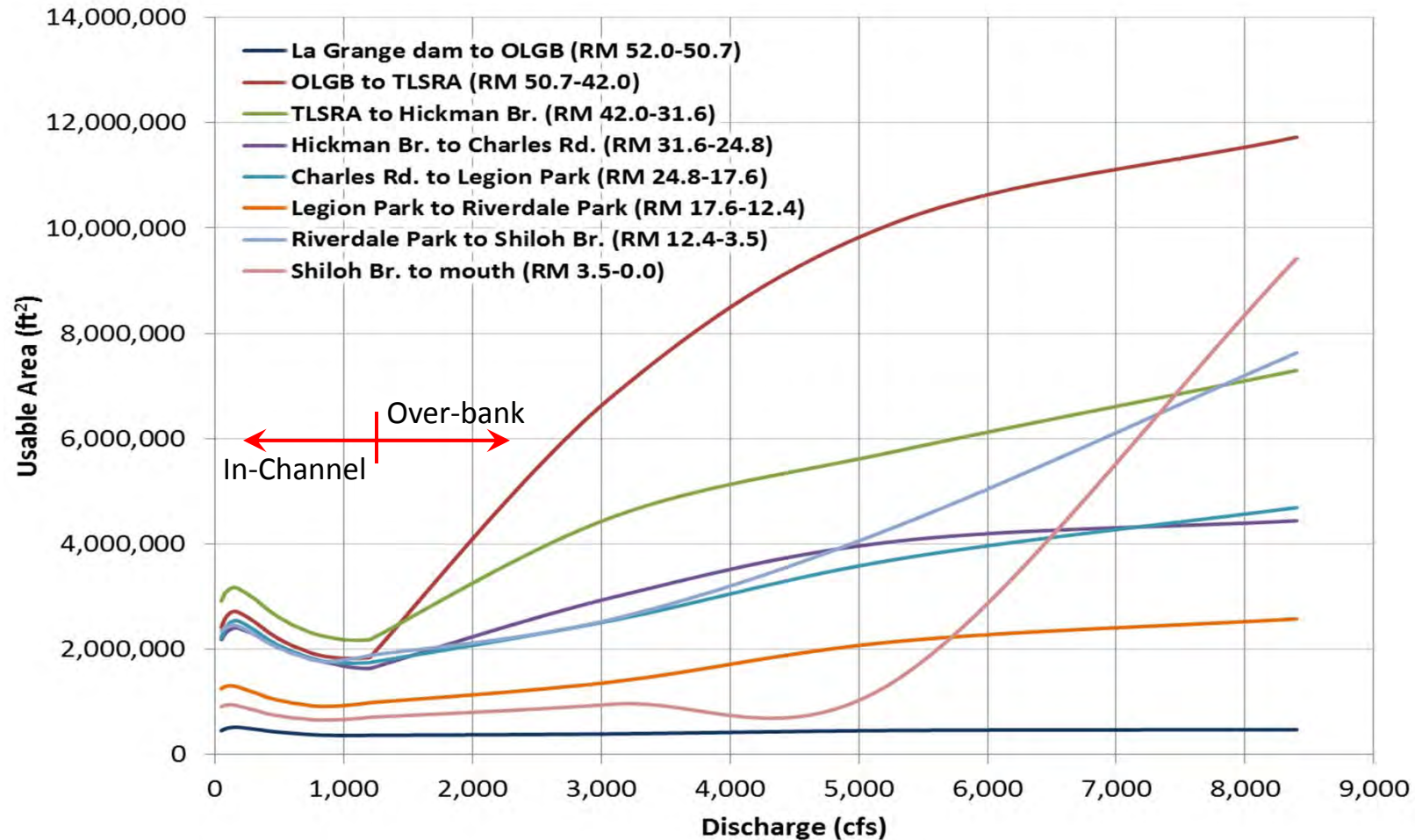


Usable area estimates for *O. mykiss*
juvenile rearing in sub-reaches of the
lower Tuolumne River



Estimated usable overbank habitat for
Tuolumne River *O. mykiss* juveniles

Key Sub Model Relationships by Life-Stage



Usable area estimates for *O. mykiss* juvenile in-channel and overbank rearing in sub-reaches of the lower Tuolumne River

Key Sub Model Relationships by Life-Stage

- Juvenile growth (Satterthwaite et al. 2009)
- Juvenile mortality (same as for Fry):
 - Background mortality
 - Movement mortality (exposure time)

$$Survival = e^{-\int_{t_1}^{t_2} m(t)dt}$$

Survival = the probability of survival for any incremental exposure time from t_1 to t_2
 $m(t)dt$ = instantaneous mortality in the main channel

- UUILT Exceedance ($T > 25^{\circ}\text{C}$)

Key Sub Model Relationships by Life-Stage

- Age 1+ and Older Resident Rearing
 - In-channel habitat availability across all habitat types scaled by WUA vs. flow relationships from PHABSIM Study.
 - Hydraulically suitable habitat included/excluded based upon Thornton and Lessem (1978) temperature preference function

$$\Psi(T) = \frac{K_1 e^{\gamma_1(T-\theta_1)}}{1+K_1(e^{\gamma_1(T-\theta_1)}-1)} \frac{K_4 e^{\gamma_2(\theta_4-T)}}{1+K_4(e^{\gamma_2(\theta_4-T)}-1)}$$

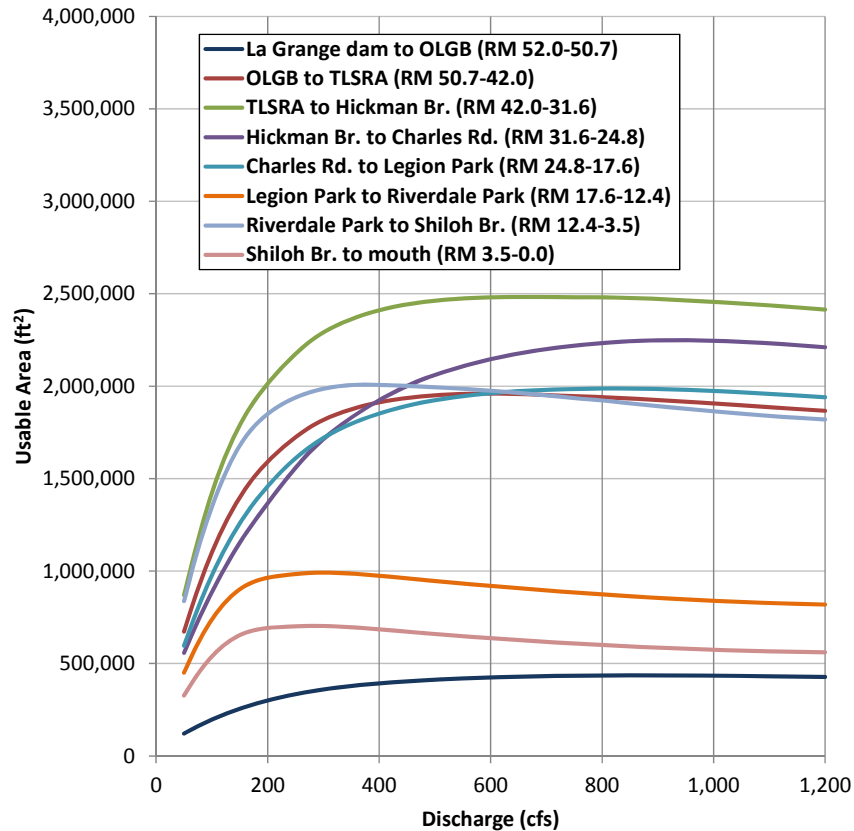
$$\gamma_1 = \frac{1}{\theta_2-\theta_1} \ln \frac{K_2(1-K_1)}{K_1(1-K_2)}, \text{ and } \gamma_2 = \frac{1}{\theta_4-\theta_3} \ln \frac{K_3(1-K_4)}{K_4(1-K_3)}.$$

- Habitat carrying capacity based upon maximum territory size estimates as a function of size (Grant and Kramer 1990)
- Overbank habitat availability use not modeled

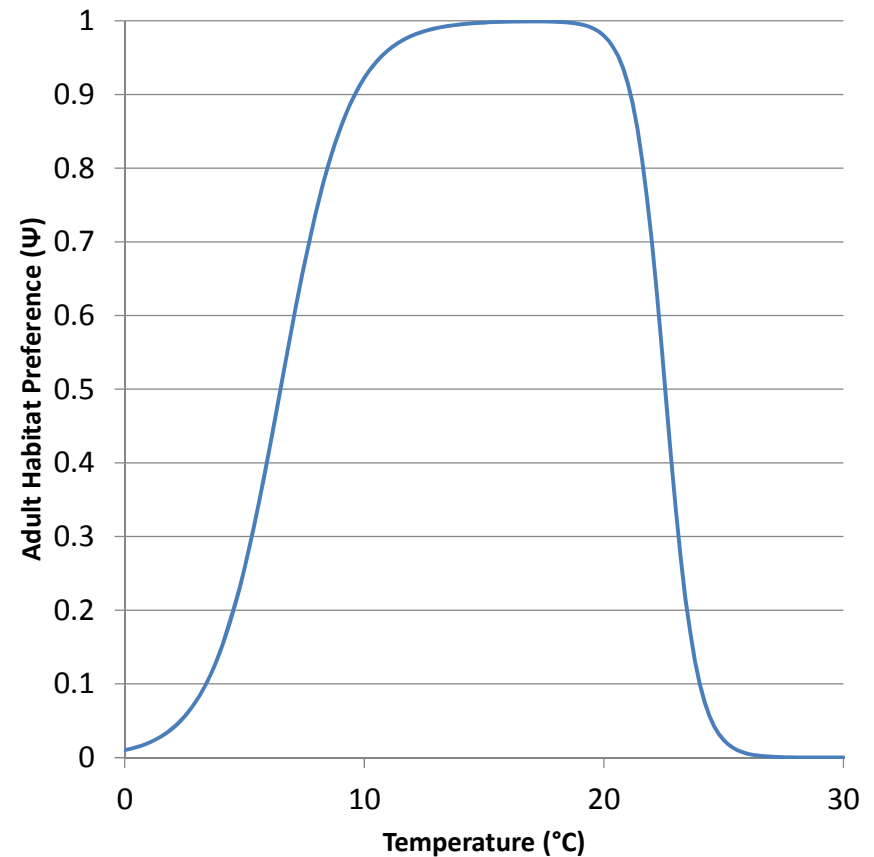
Modeling Approach for Key Issues Affecting Tuolumne River *O. mykiss* Production

Don Pedro Project
FERC No. 2299

Key Sub Model Relationships by Life-Stage



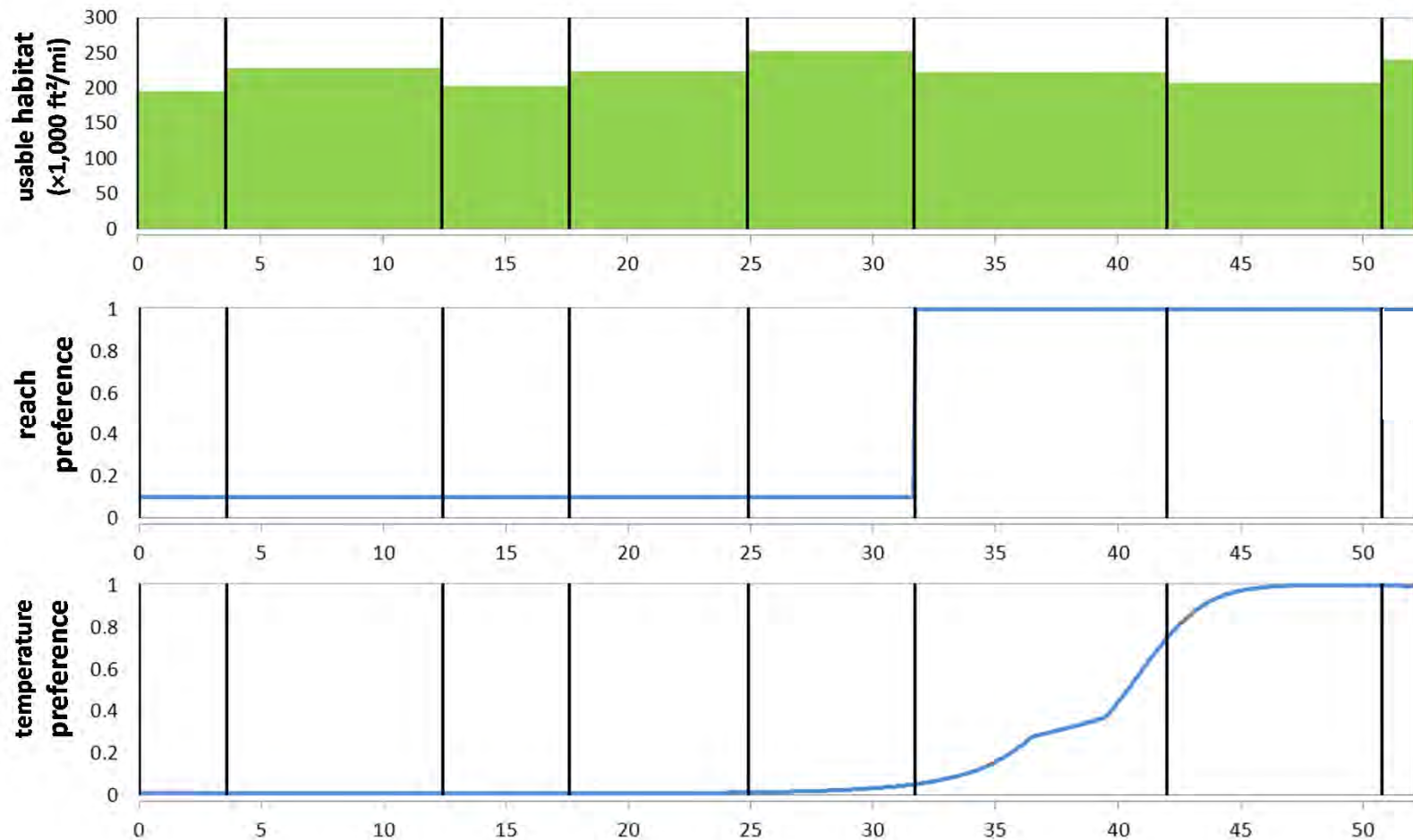
Usable area estimates for age 1+
and older *O. mykiss* rearing in sub-
reaches of the lower Tuolumne
River



Generalized temperature
preference for age 1+ and older
O. mykiss using Thornton Lessem
(1978) function

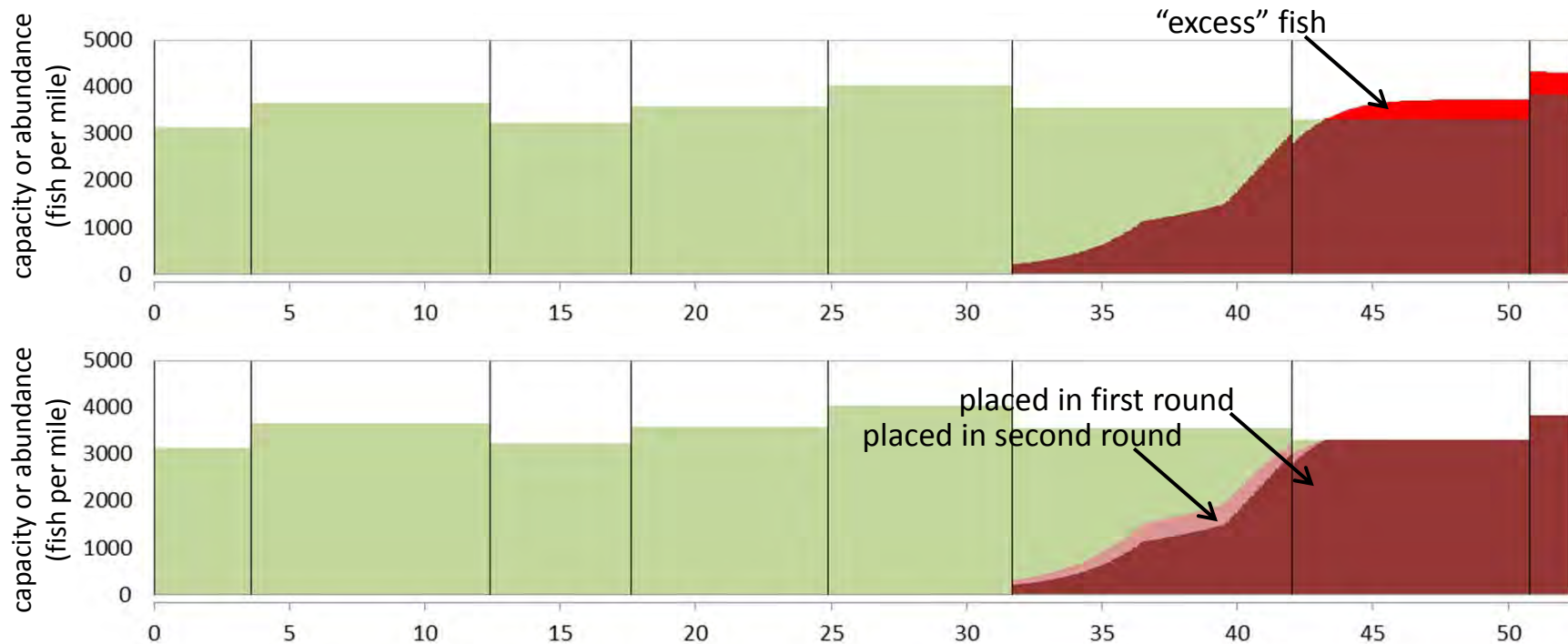
Key Sub Model Relationships by Life-Stage

- Adult Movement (Temperature)



Key Sub Model Relationships by Life-Stage

- Adult Movement (Temperature)

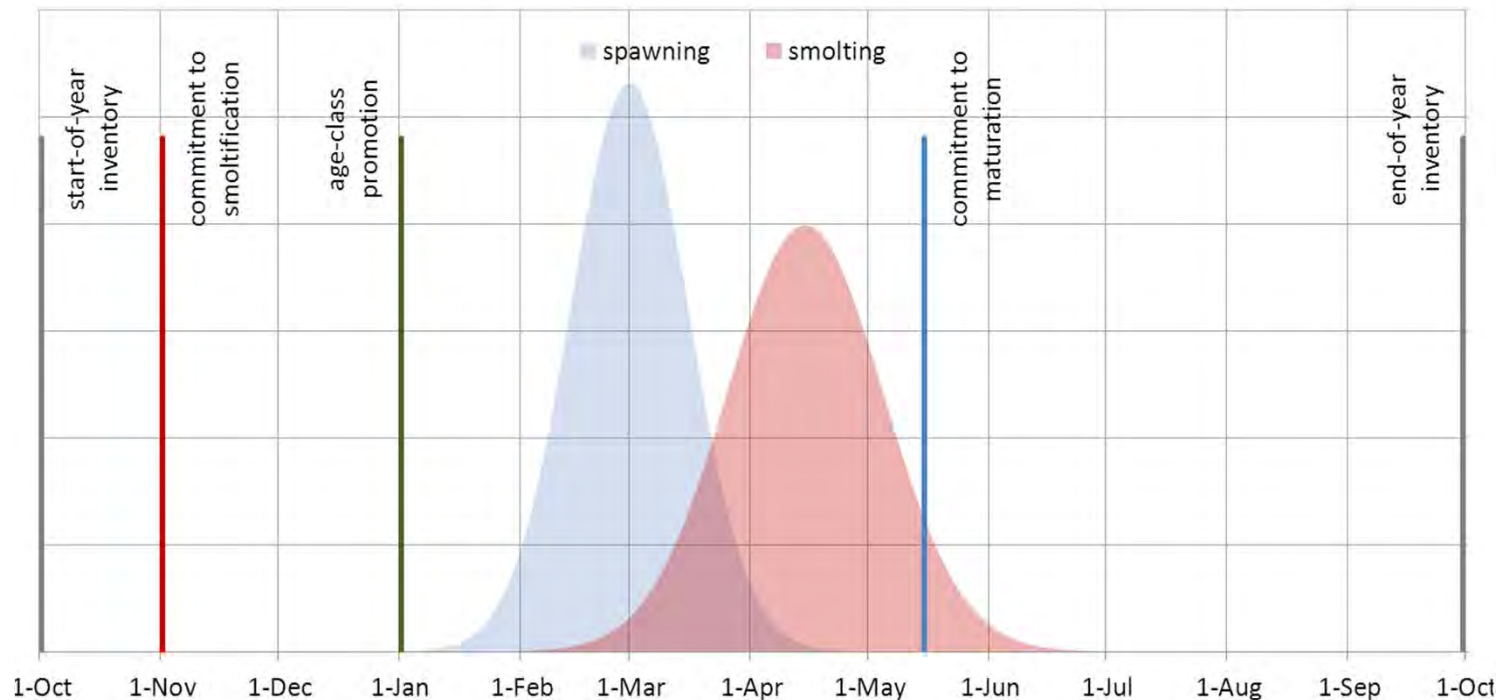


Key Sub Model Relationships by Life-Stage

- Adult growth:
 - Observed inter-annual growth rates (W&AR-20) fitted to Satterthwaite et al. 2009 model (temperature, fish, size, and food availability).
 - Lower growth rates for fish reaching sexual maturity
 - Higher growth rates for fish approaching smoltification
- Adult mortality:
 - Background mortality probability
 - Spawning mortality probability (sex, age, anadromy/resident origin)
 - UUILT Exceedance ($T > 25^{\circ}\text{C}$)

Key Sub Model Relationships by Life-Stage

- Smoltification and Emigration (Age 1+ and older Adults)
 - Smoltification probability (age, sex, No. of anadromous parents)
 - Emigration timing from Stanislaus River (NMFS 2009)



Key Sub Model Relationships by Life-Stage

- Smolt Mortality

- Movement mortality (exposure time)

$$Survival = e^{-\int_{t_1}^{t_2} m(t)dt}$$

Survival = the probability of survival for any incremental exposure time from t_1 to t_2

$m(t)dt$ = instantaneous mortality in the main channel

Lower rates with older (larger) fish due to predator gape limitations

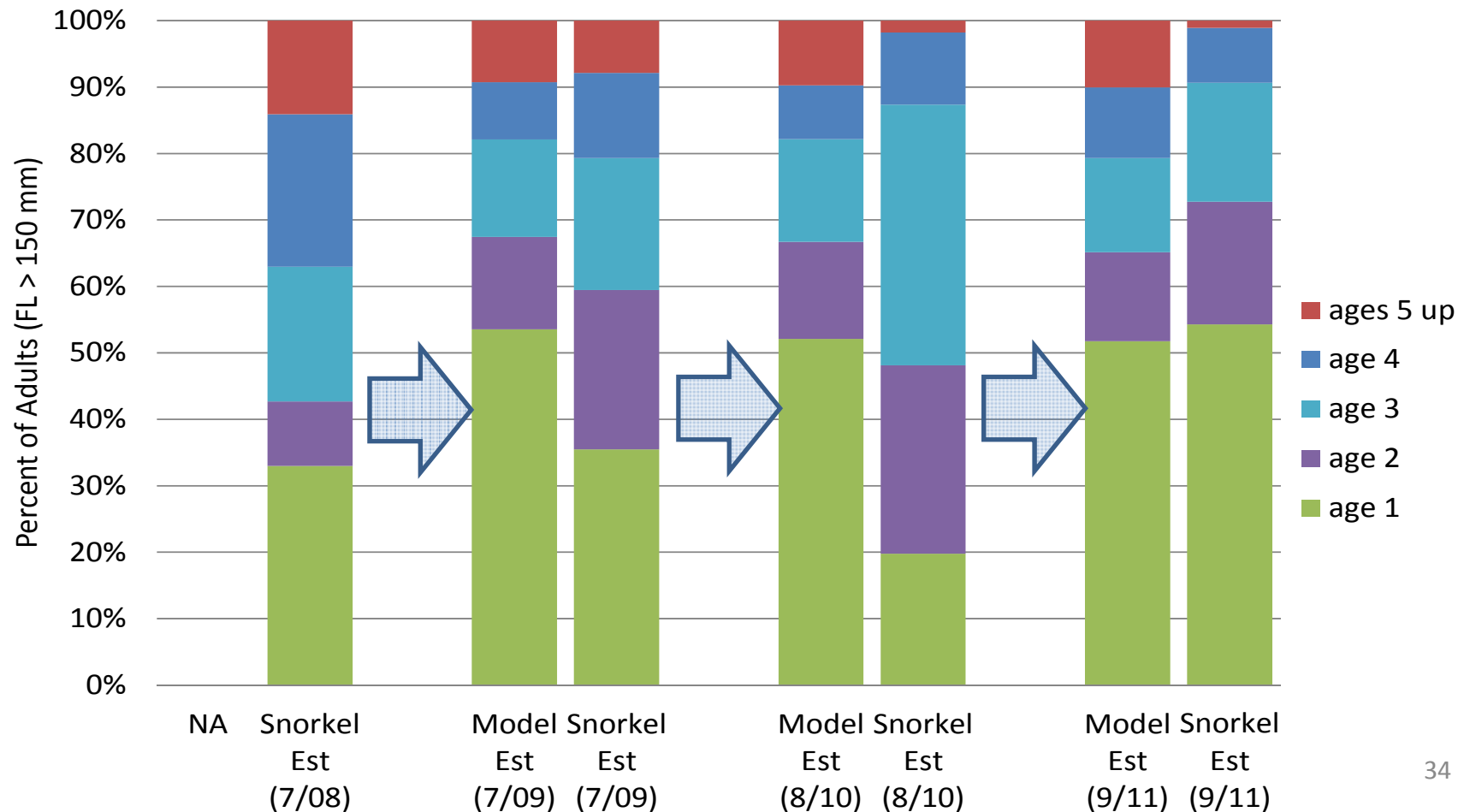
- UUILT Exceedance ($T > 25^{\circ}\text{C}$)

Calibration

- Growth parameters for Satterthwaite et al. (2009) adjusted to match size at age estimates (W&AR-20)
- Background mortality parameters adjusted to produce “stable” range of long-term (WY 1996-2009) population size

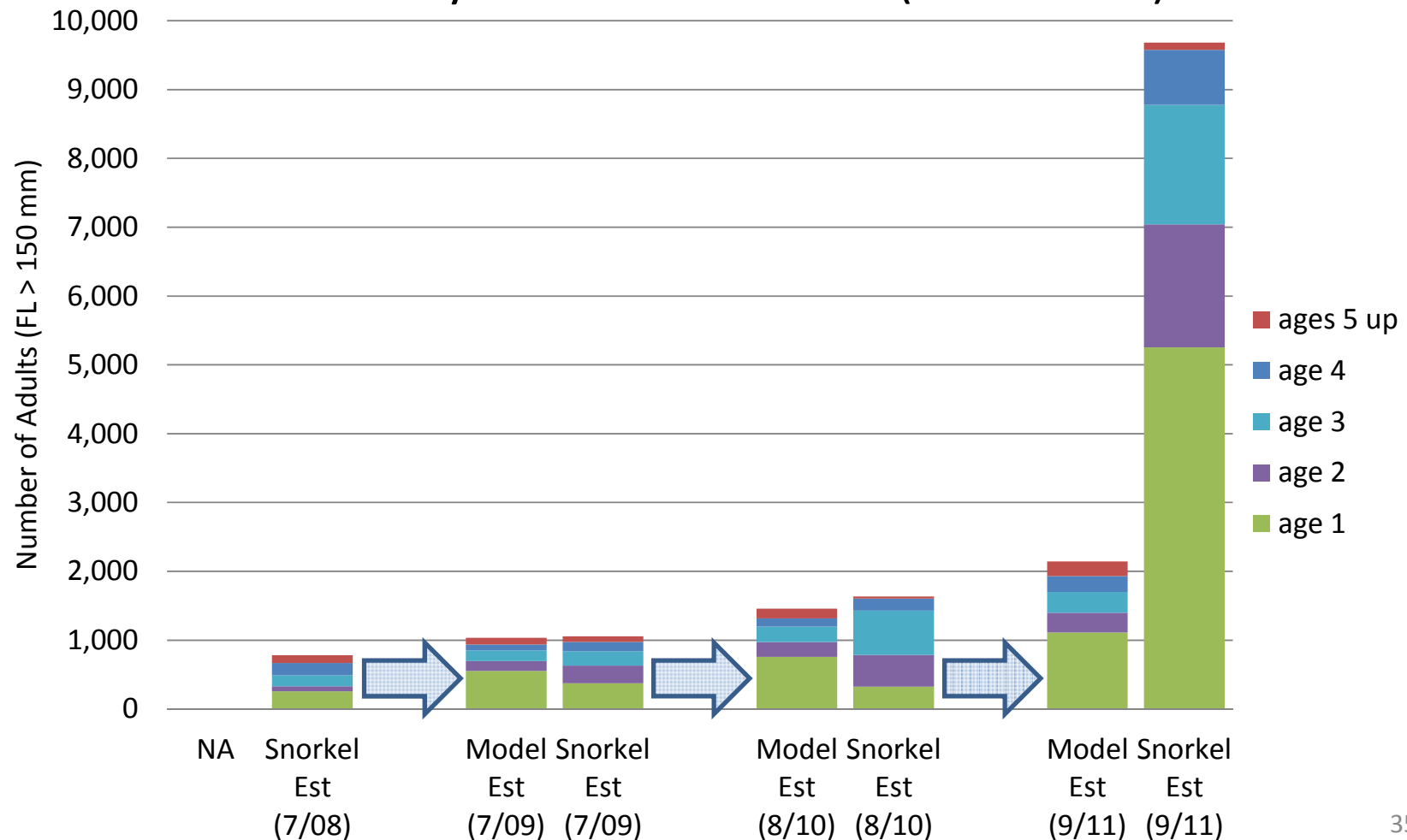
Validation

- Model- and Survey-based Age composition (2008-2011)



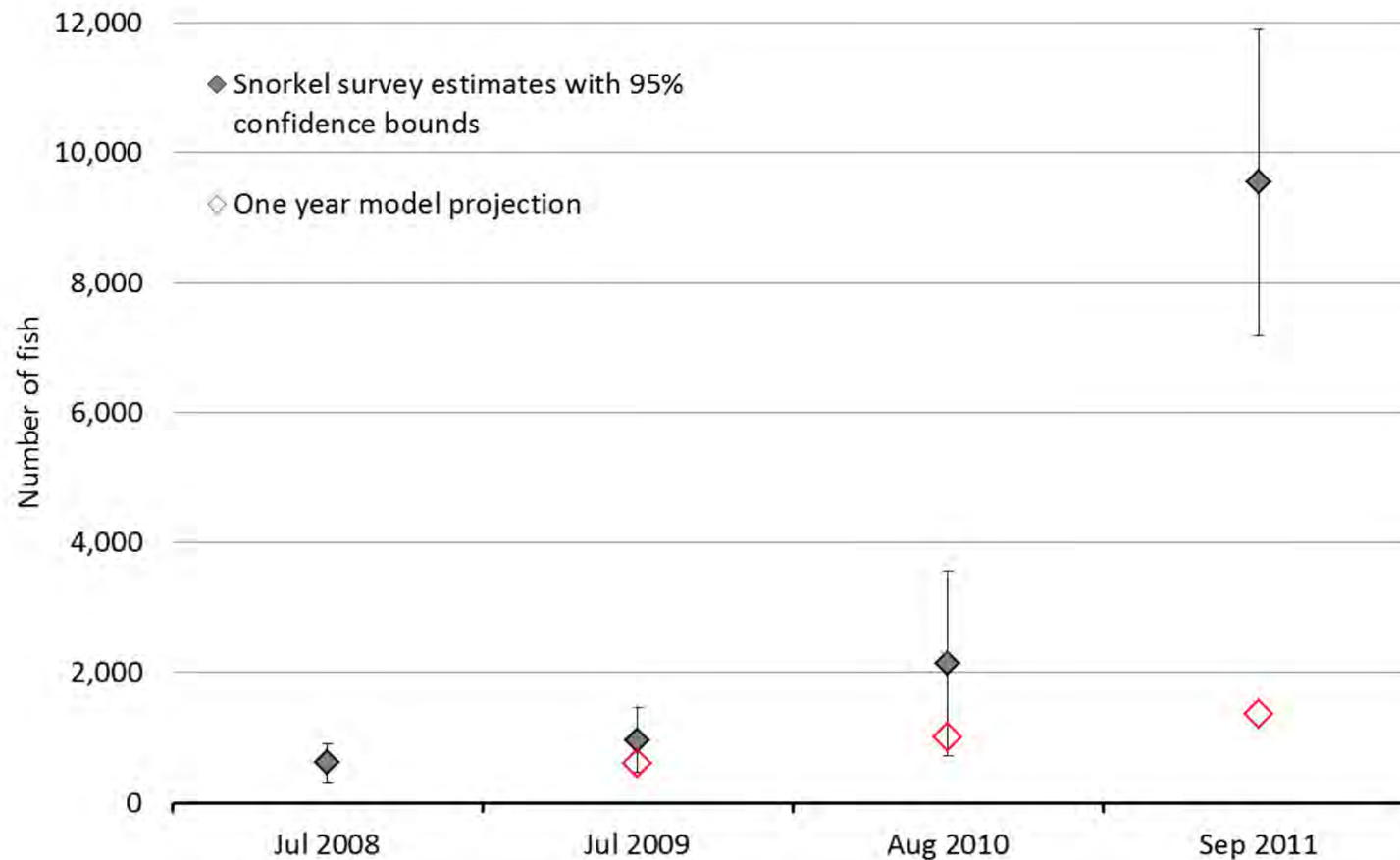
Validation

- Model- and Survey-based Abundance (2008-2011)



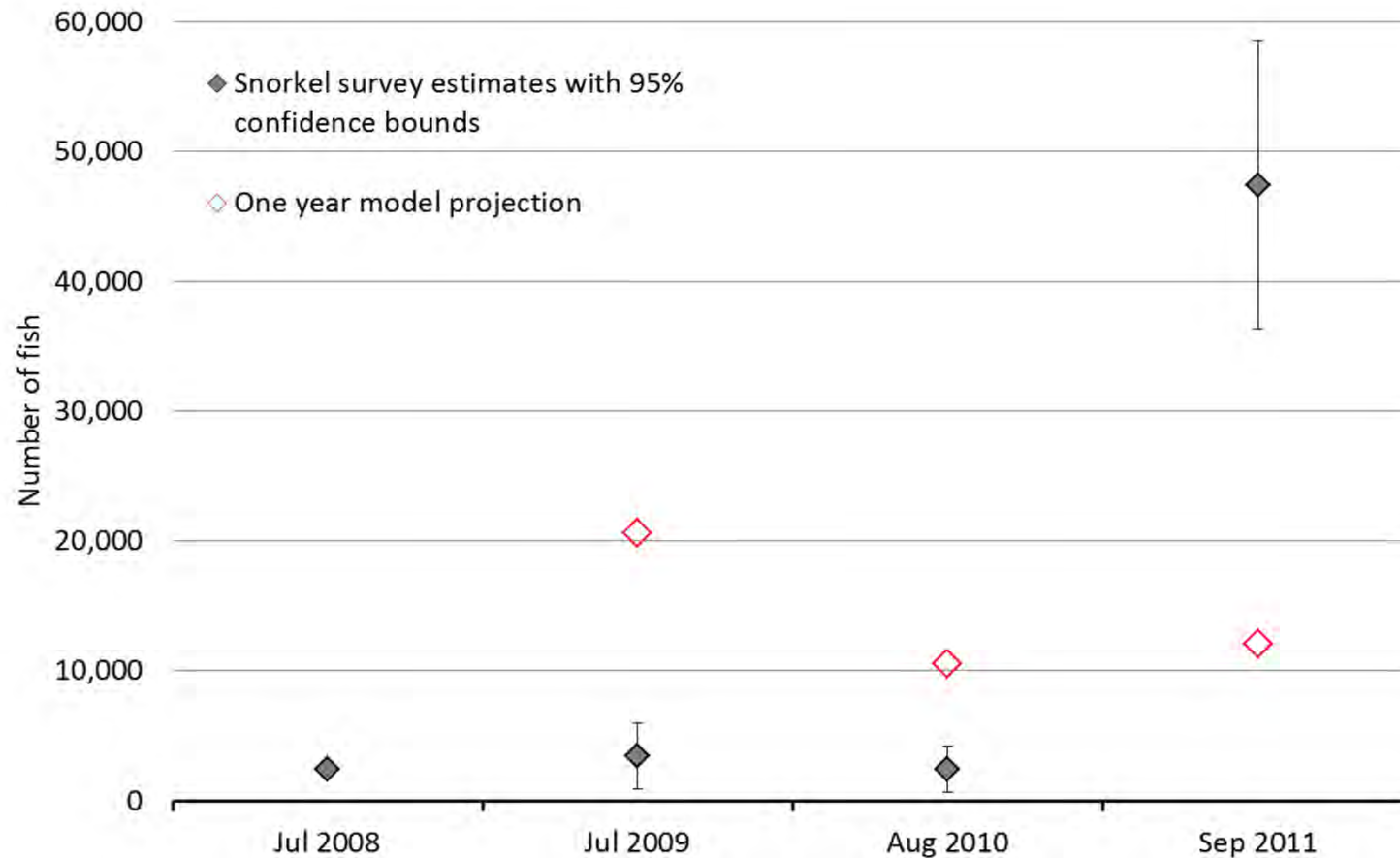
Validation

- Model- and Survey-based Abundance Ests. > 150 mm FL (2008-2011)



Validation

- Model- and Survey-based Abundance Ests. < 150 mm FL (2008-2011)



Modeling Sensitivity Testing

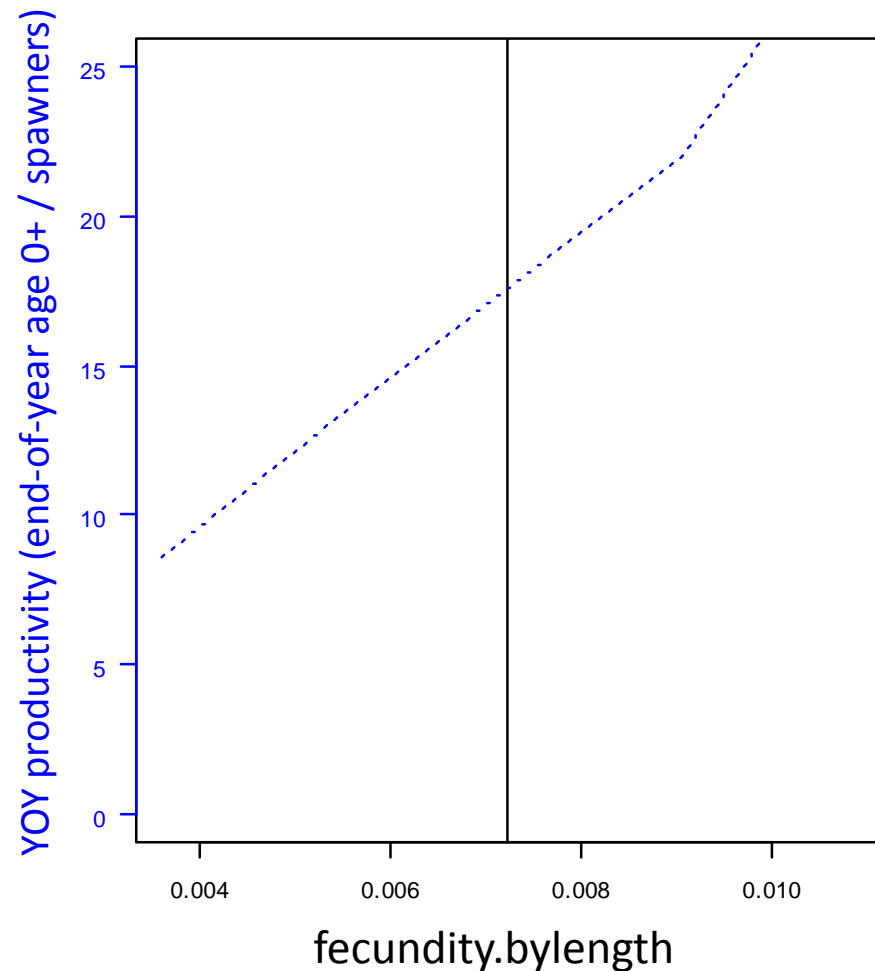
Parameters Affecting *O. mykiss* Productivity

- Vary each parameters around calibrated value
 - Reasonable Range vs. +/- 25% or more around calibrated value
 - All other parameters held constant
- Examine productivity changes for three metrics:
 - **Juvenile Productivity** = End of year Age 0+/total spawners
 - **Adult Replacement** = End of year Age 2+ and older/totals 1-year prior
 - **Smolt Productivity** = Emigrant smolts/total spawners
- Test under broad range in hydrology
 - WY 2009 (Drier WY Type) = Low Discharge
 - WY 2011 (Wetter WY Type) = High Discharge
- Test under broad range in population sizes
 - Population sizes of 500 and 10,000 Age 1+ and older residents
 - Simulated run of 100 steelhead used for smolt productivity
- 2 Flows x 4 Pop. sizes x 47 Parameters x 4 Values = 1,504 Simulations

Modeling Sensitivity Testing

Juvenile productivity Example

- YOY productivity vs.
Fecundity:
 - Results for **WY 2011 (Wet)** shown at 500 residents
 - Vertical line represents calibrated value = 0.0075
 - Strong sensitivity to changes in eggs/spawner



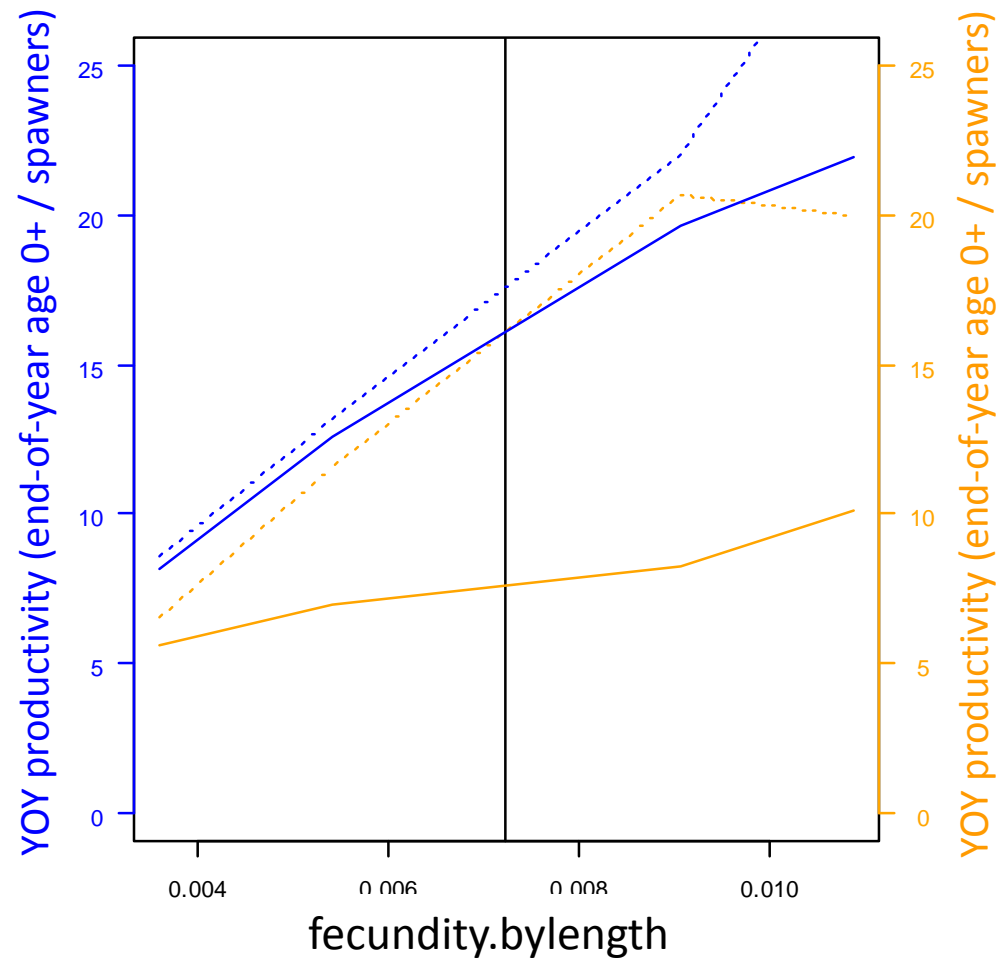
Modeling Sensitivity Testing

Juvenile productivity Example

Blue Lines = High Discharge (2011)
Orange Lines = Low Discharge (2009)

Dashed Lines = 500 fish ("Low")
Solid Lines = 10,000 fish ("High")

Vertical Lines = Calibrated Value
Horizontal Lines = Insensitive Parameter
Diagonal Lines = Sensitive Parameter

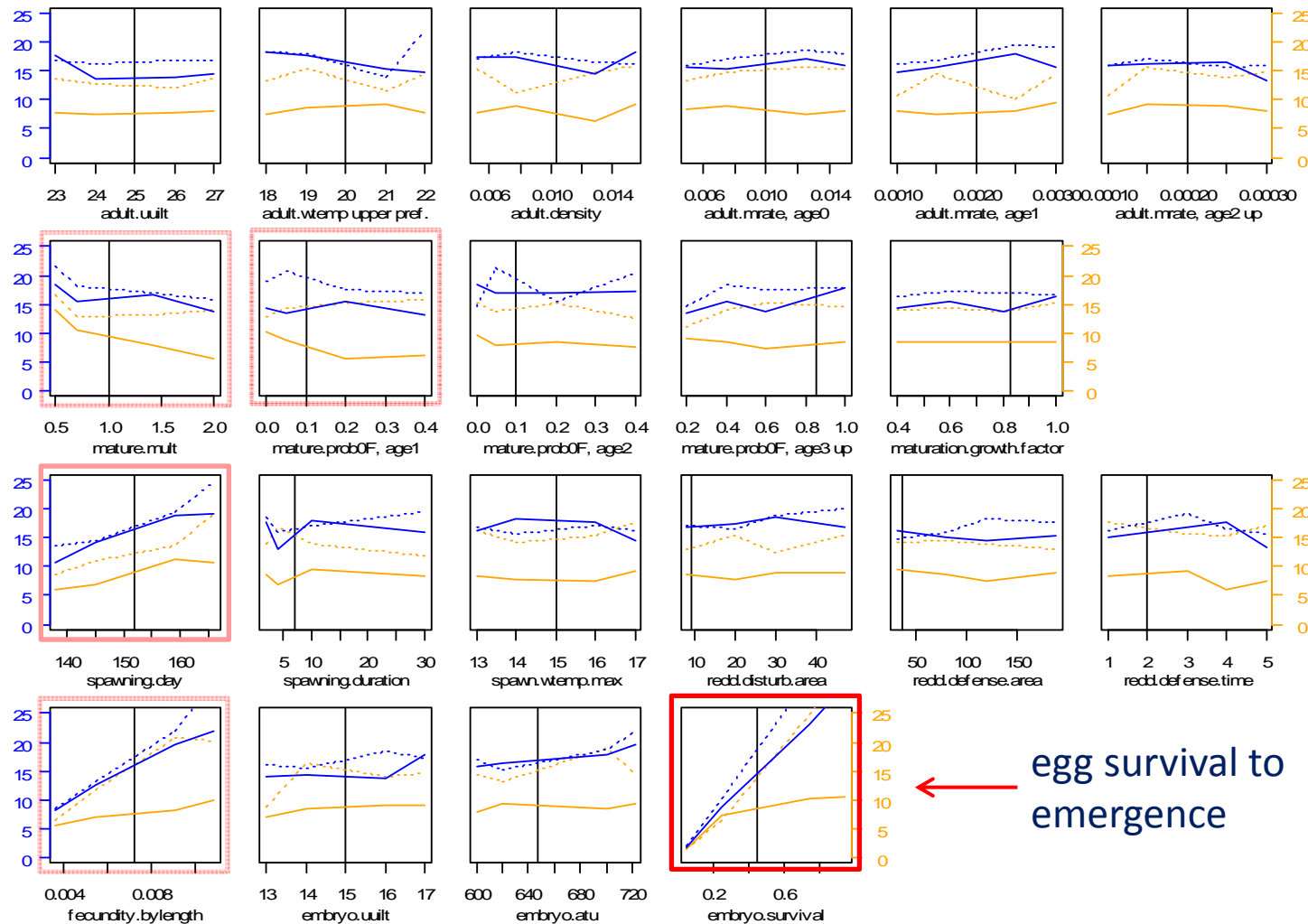


Modeling Sensitivity Testing

Don Pedro Project
FERC No. 2299

Juvenile productivity (adult rearing/spawning/incubation parameters)

End of Year Age 0+/Spawners
(2011 Hydrology)



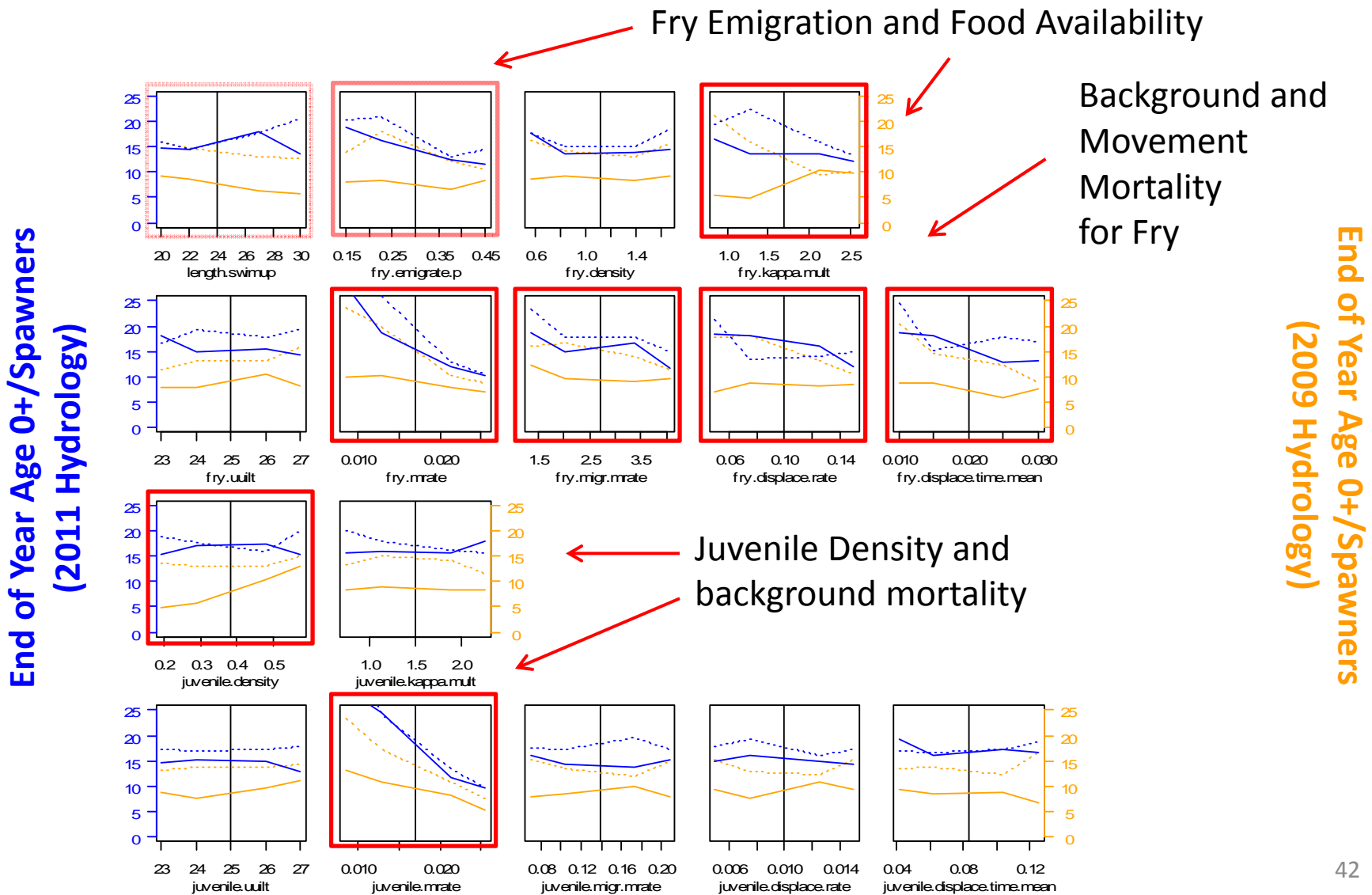
End of Year Age 0+/Spawners
(2009 Hydrology)

← egg survival to emergence

Modeling Sensitivity Testing

Don Pedro Project
FERC No. 2299

Juvenile productivity (fry and juvenile rearing parameters)



Modeling Sensitivity Testing

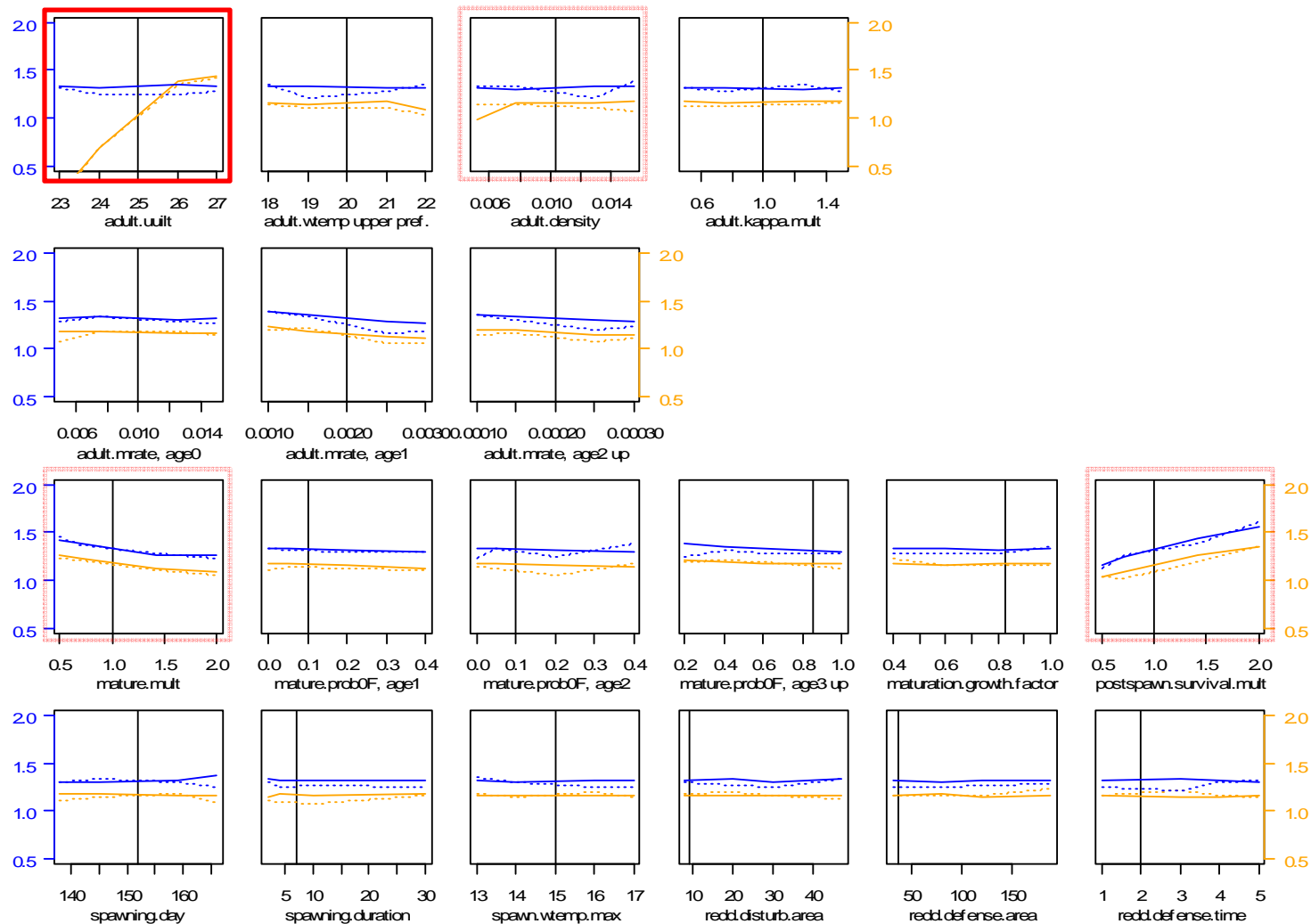
Don Pedro Project
FERC No. 2299

Adult Replacement Ratio (adult rearing parameters)

Adult Mortality

Temperature Thresholds

Age 2+ and older / Age 2+ and older 1-year prior
(2011 Hydrology)



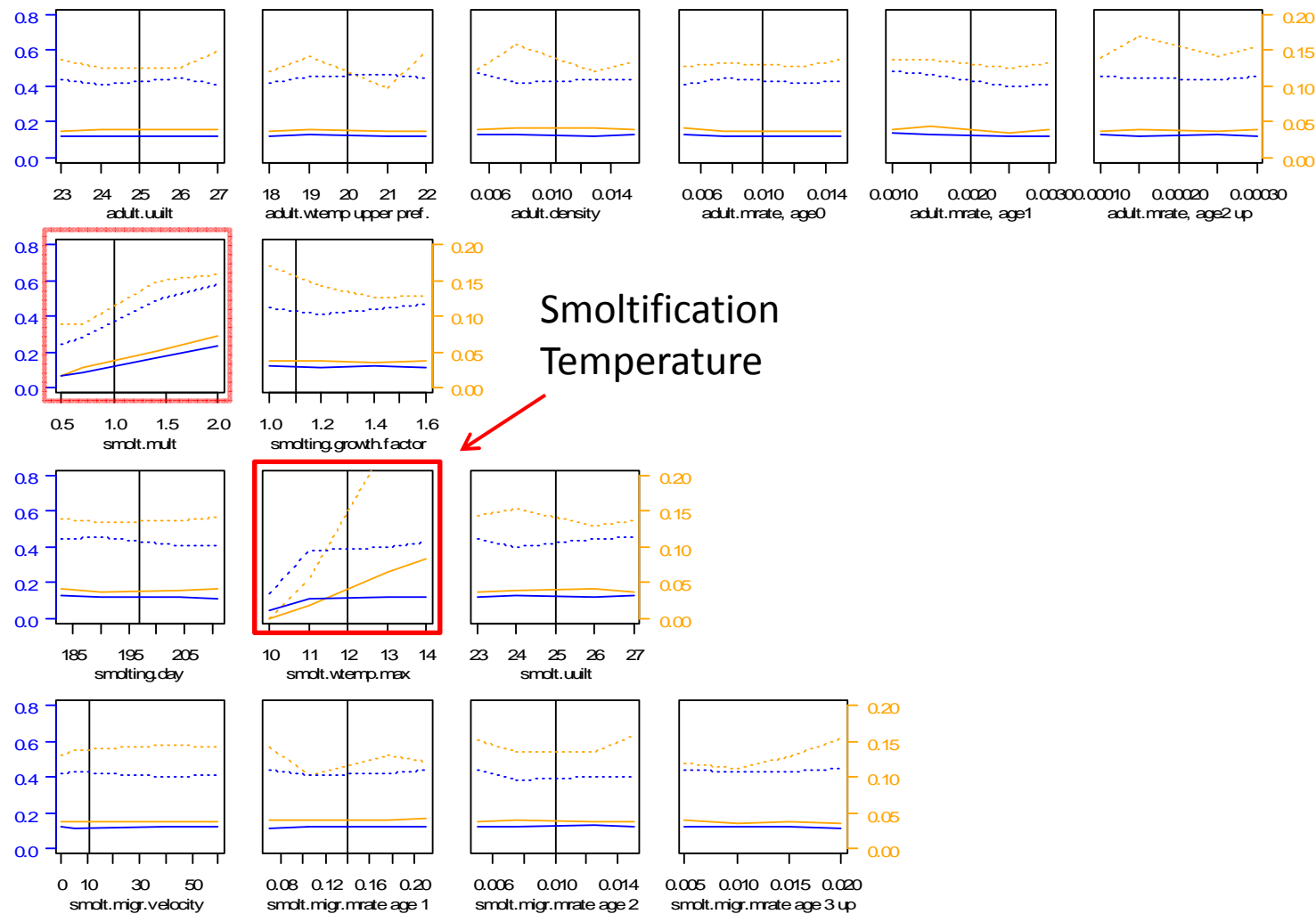
Age 2+ and older / Age 2+ and older 1-year prior
(2009 Hydrology)

Modeling Sensitivity Testing

Don Pedro Project
FERC No. 2299

Smolt productivity (adult rearing and smoltification)

Age 2+ and older smolts / Age 1+ and older fish
1-year prior (2011 Hydrology)



Age 2+ and older smolts / Age 1+ and older fish
1-year prior (2009 Hydrology)

Sensitive parameters affecting juvenile productivity:

- **Egg incubation and fry emergence**
 - High sensitivity to parameters related to gravel quality related egg survival-to-emergence (***embryo.survival***).
- **Fry rearing**
 - High sensitivity to parameters related to initial emigration (***fry.emigrate.p***) and background mortality rates (***fry.mrate***).
 - Moderate sensitivity to parameters related to growth (***fry.kappa***) affecting movement related mortality (***fry.displace.rate***, ***fry.migr.mrate***, ***fry.displace.time.mean***).
- **Juvenile rearing**
 - High sensitivity to parameters related to background mortality (***juvenile.mrate***)
 - Moderate sensitivity to parameters related to maximum juvenile rearing density (***juvenile.density***) and water temperature related mortality (***juvenile.uuilt***) (“dry” WY types).

Sensitive parameters affecting adult replacement ratio:

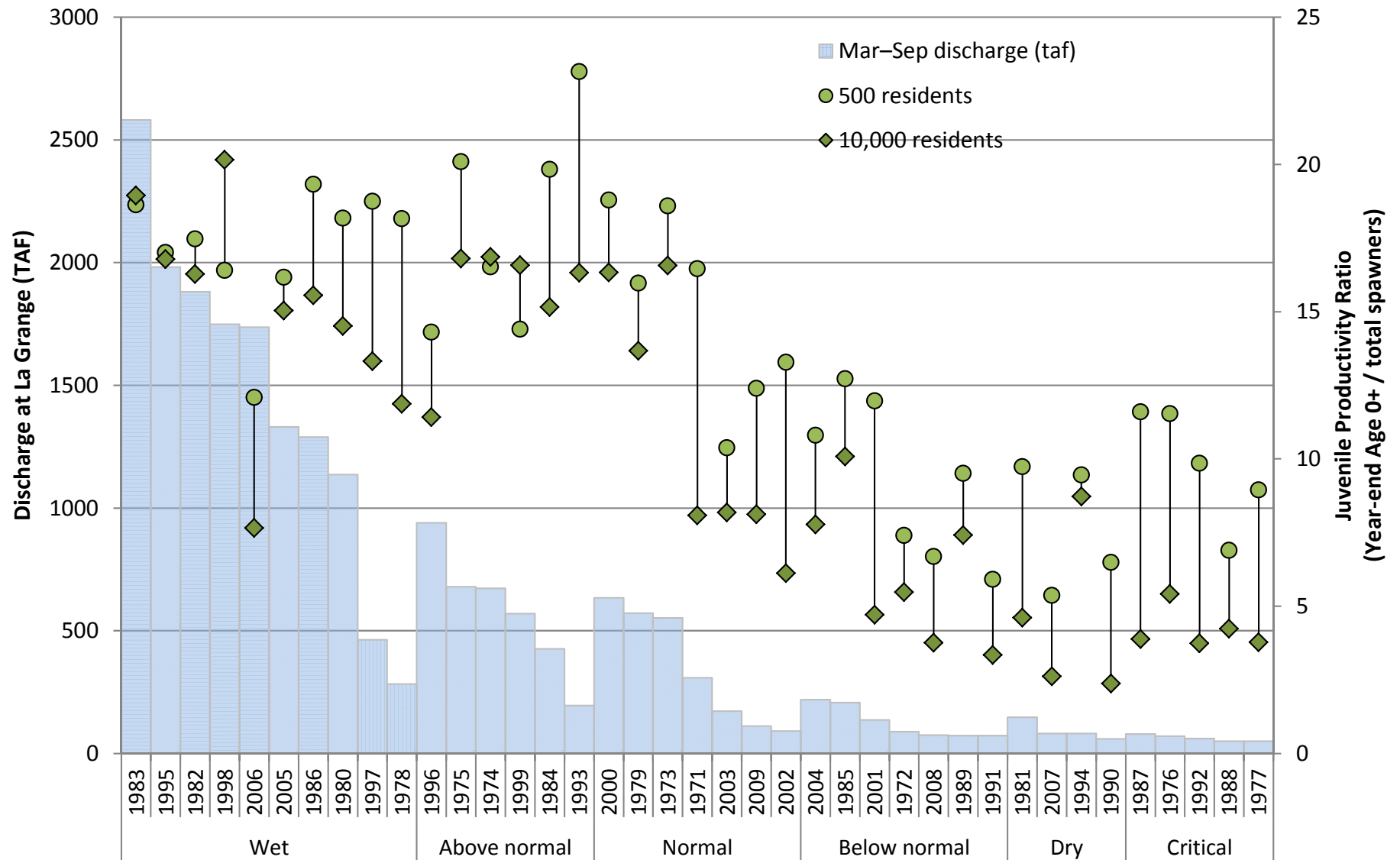
- **Resident rearing**
 - High sensitivity of adult replacement to parameters related to water temperature related mortality (***adult.uuilt***) in “dry” water year types.
 - Moderate sensitivity of adult replacement to maximum rearing density (***adult.density***), spawning related growth (***mature.mult***), spawning-related mortality (***postspawn.survival.mult***), and background mortality rates (***adult.mrate***).

Sensitive parameters affecting smolt productivity:

- **Smoltification and smolt emigration**
 - High sensitivity of smolt productivity to parameters related to the maximum water temperatures for smoltification (***smolt.wtemp.max***) and the probability of smoltification (***smolt.mult***) based upon anadromous parentage.

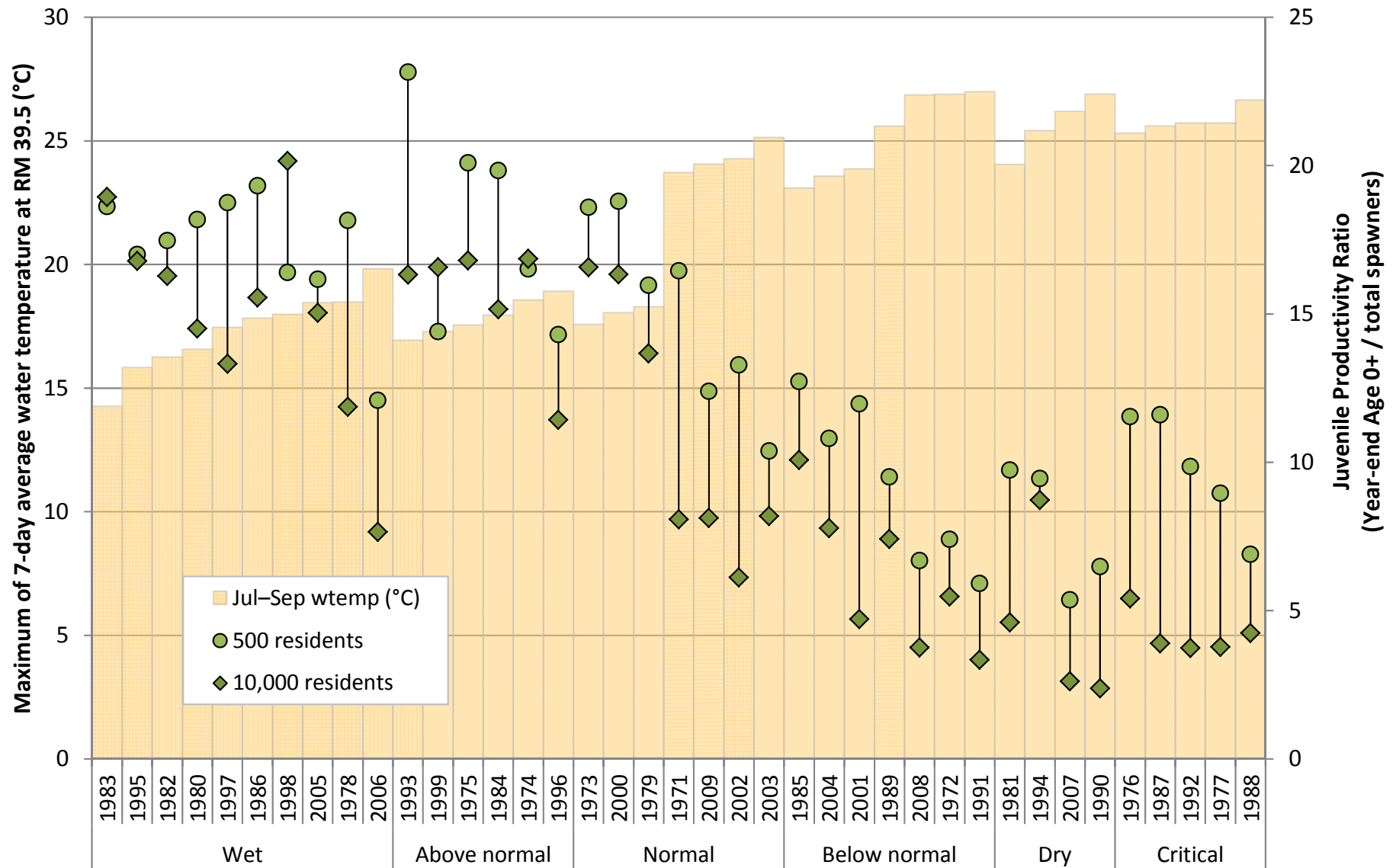
Base Case Simulations (1971-2009)

Don Pedro Project
FERC No. 2299



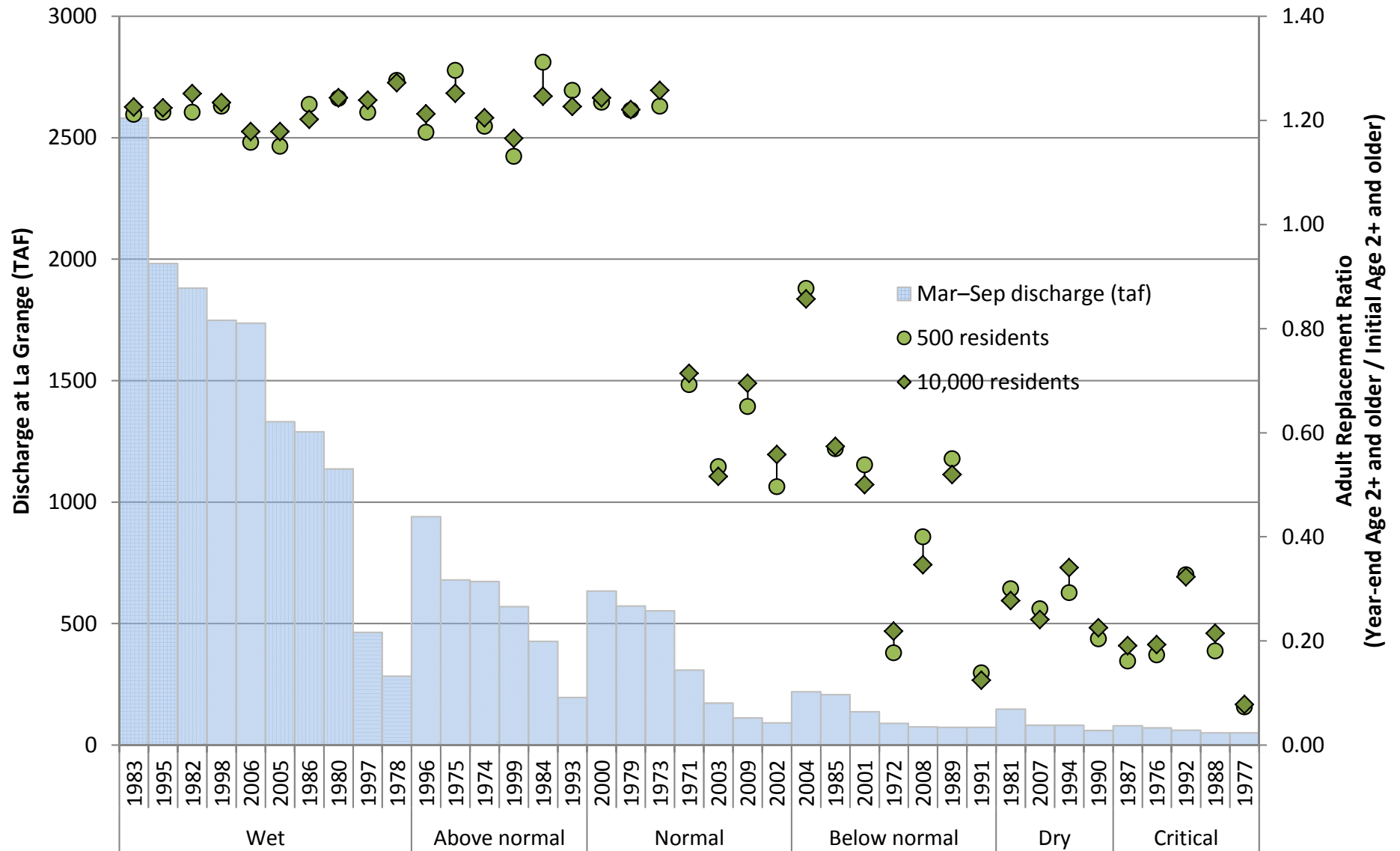
Base Case Simulations (1971-2009)

Don Pedro Project
FERC No. 2299



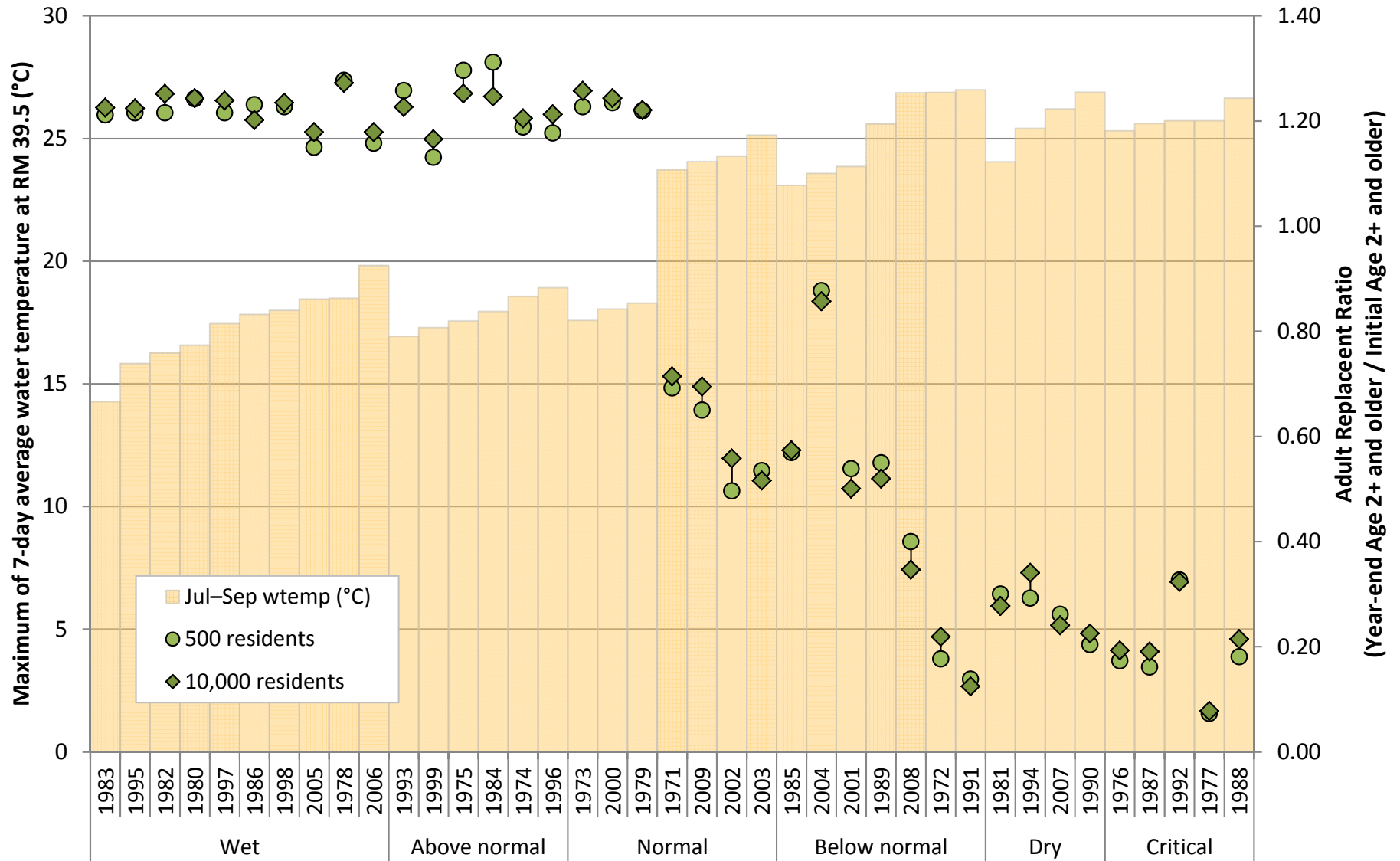
Base Case Simulations (1971-2009)

Don Pedro Project
FERC No. 2299



Base Case Simulations (1971-2009)

Don Pedro Project
FERC No. 2299



Factors Affecting *O. mykiss* Production

Don Pedro Project
FERC No. 2299

Spawning Habitat

1. No spawning habitat limitations
 - No model sensitivity to spawning related parameters
 - No apparent density dependence prior to juvenile life stage
2. Consistent with completed studies
 - Large area of suitable gravel available (W&AR-4)
 - Proportional “preference” for spawning gravels sites (W&AR-8)
 - Current (FERC 1996) spawning flows near optimal based upon PHABSIM Modeling in the 2013 IFIM Study.

Factors Affecting *O. mykiss* Production

Fry/Juvenile Rearing Habitat

1. Potential juvenile rearing habitat limitation
 - Sensitivity to juvenile rearing density in “Dry” WY types
 - Higher juvenile productivity in “Wet” WY types for the Base Case
2. Consistent with completed studies
 - Some evidence of juvenile exclusion from riffle/pool habitat transitions (W&AR-5)
 - Increased habitat use with increased base flows under FERC (1996) (W&AR-5)

Factors Affecting *O. mykiss* Production

Don Pedro Project
FERC No. 2299

Adult Rearing Habitat

1. Potential habitat limitation in summer
 - Sensitivity to water temperature mortality threshold in “Dry” WY types and high abundance
 - Higher adult replacement in “Wet” WY types for the Base Case
2. Consistent with completed studies
 - Increased habitat use with increased base flows under FERC (1996) (W&AR-5)
 - Limited instream structure (LWD, Boulders) found in W&AR-12 as compared to montane steelhead rivers

Factors Affecting *O. mykiss* Production

Don Pedro Project
FERC No. 2299

Flow Effects

1. Increased juvenile productivity and adult replacement with discharge
 - Sensitivity to fry movement and predation mortality parameters
 - Sensitivity of adult replacement to water temperature threshold (in dry years and high abundance)
2. Consistent with completed studies
 - Increased habitat use with increased base flows under FERC (1996) (W&AR-5)

Factors Affecting *O. mykiss* Production

Water Temperature Effects

1. **Spawning and Egg Incubation**
 - **No sensitivity to maximum spawning temperature (13-17°C)**
 - **No sensitivity to egg mortality threshold (13-17°C)**
 - **Sensitivity to incubation rate (i.e., slower at lower temps, etc.)**
2. **Fry/Juvenile Rearing**
 - **Low sensitivity to fry/juvenile mortality thresholds except in Dry WY (23-27°C)**
 - **Growth rates affected by water temperature**
3. **Adult Rearing**
 - **Low sensitivity to mortality thresholds except in Dry WY (23-27°C)**
4. **Smoltification and Emigration**
 - **Sensitivity to Smoltification threshold (10-14°C)**
 - **No sensitivity to mortality thresholds (23-27°C)**
5. **Consistent with existing data (W&AR-5)**
 - **Increased habitat use with increased base flows under FERC (1996)**

Factors Affecting *O. mykiss* Production

Expression of Anadromy

1. Growth Rate Effects

- High early growth under warmer temperatures provides larger size (higher early ocean survival) but lower lipid stores for reproduction (greater need for ocean food resources)**
- Low early growth under colder temperatures provides smaller size (poorer ocean survival) but higher lipid stores for reproduction**

2. Temperature Effects

- Steady cold water releases downstream of Don Pedro and other dams appears to favor residency**

3. In-river vs. Ocean Rearing

- Balance of reduced numbers with increased size (fecundity) of anadromous vs. resident spawners**

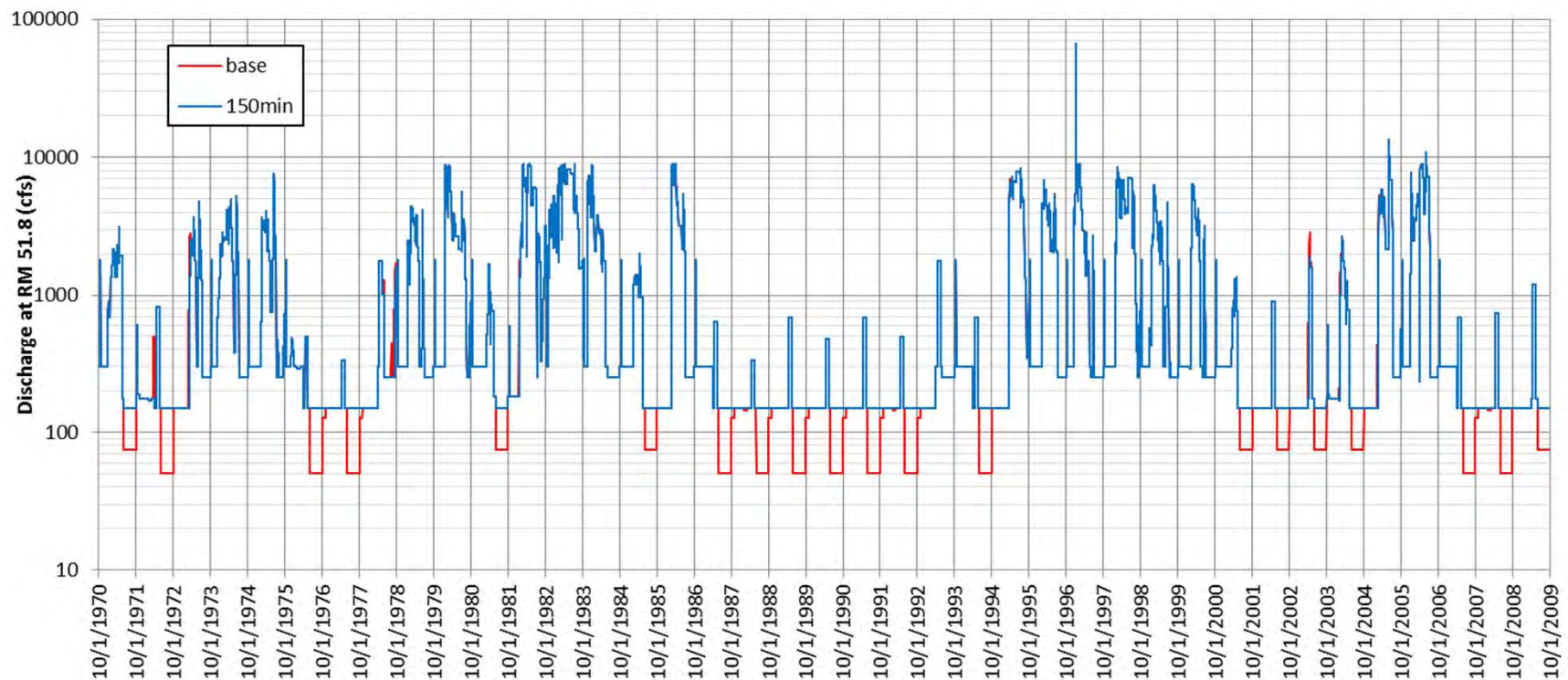
4. Consistent with Existing Data

- Little evidence of anadromous *O. mykiss* since implementation of FERC (1996) flows (W&AR-5)**

Modeling Scenario Example

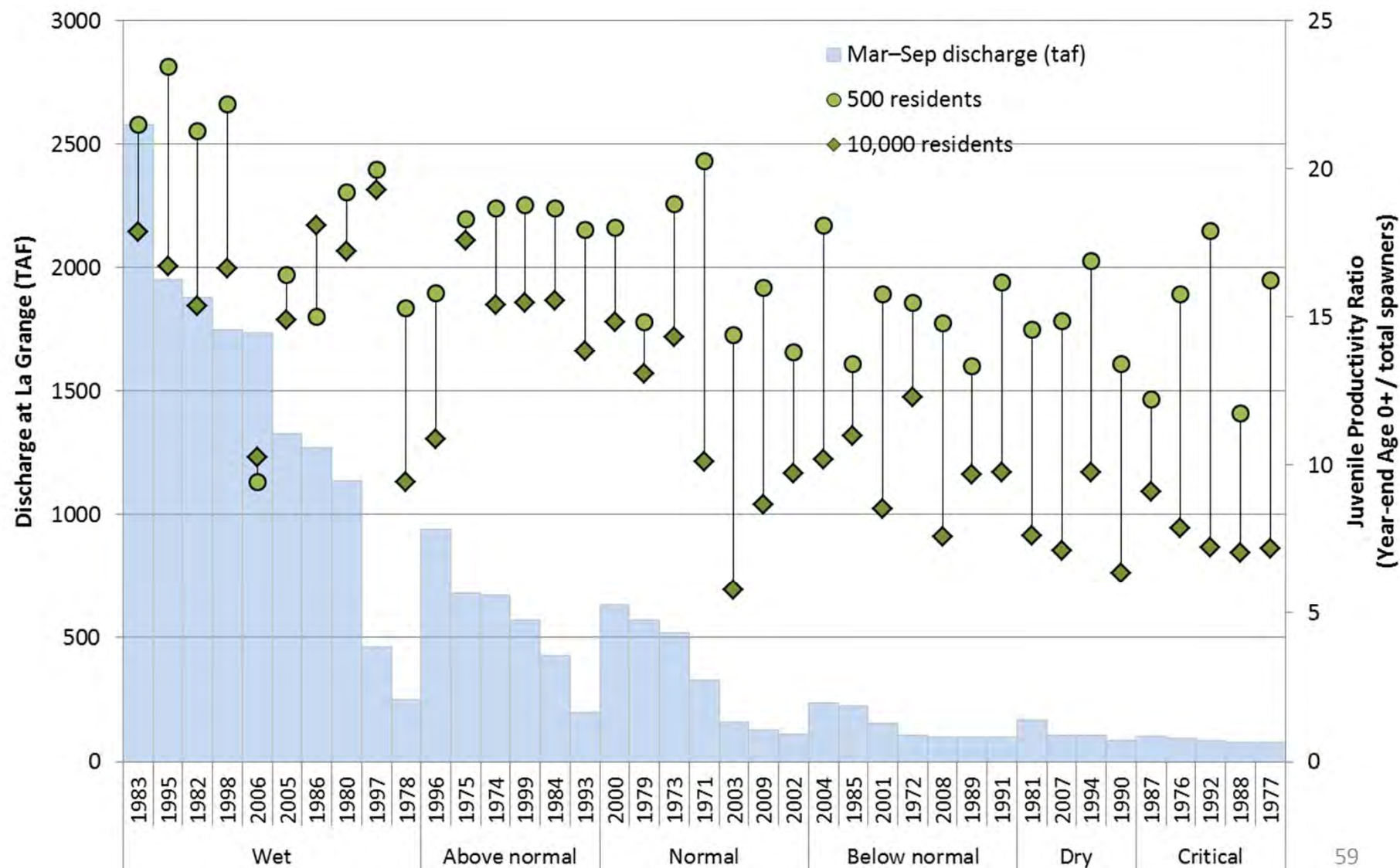
1. 150 cfs Test Case

- Provides 150 cfs or FERC (1996) minimum flows, whichever is greater



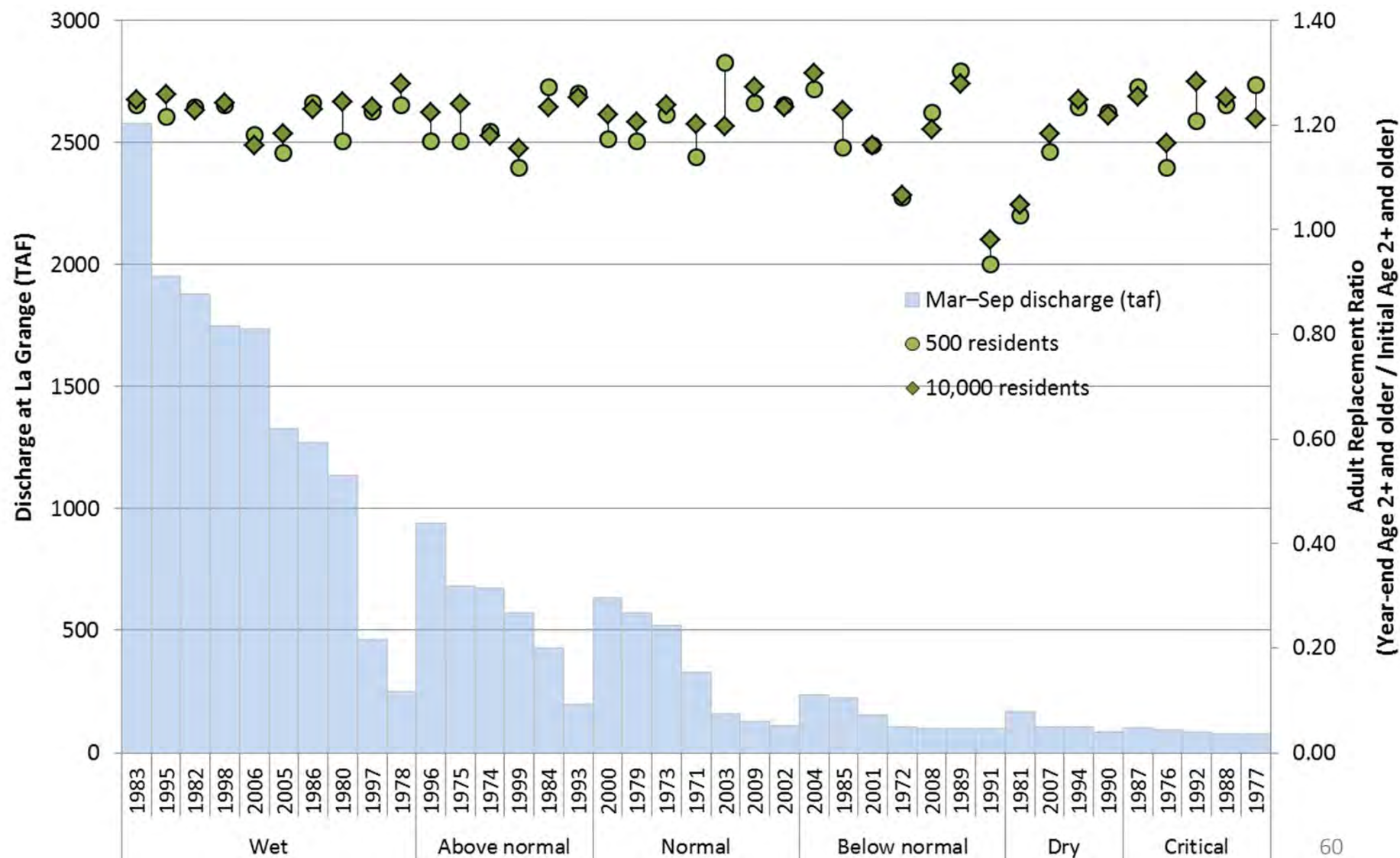
150 cfs Test Case (Example Scenario)

Don Pedro Project
FERC No. 2299



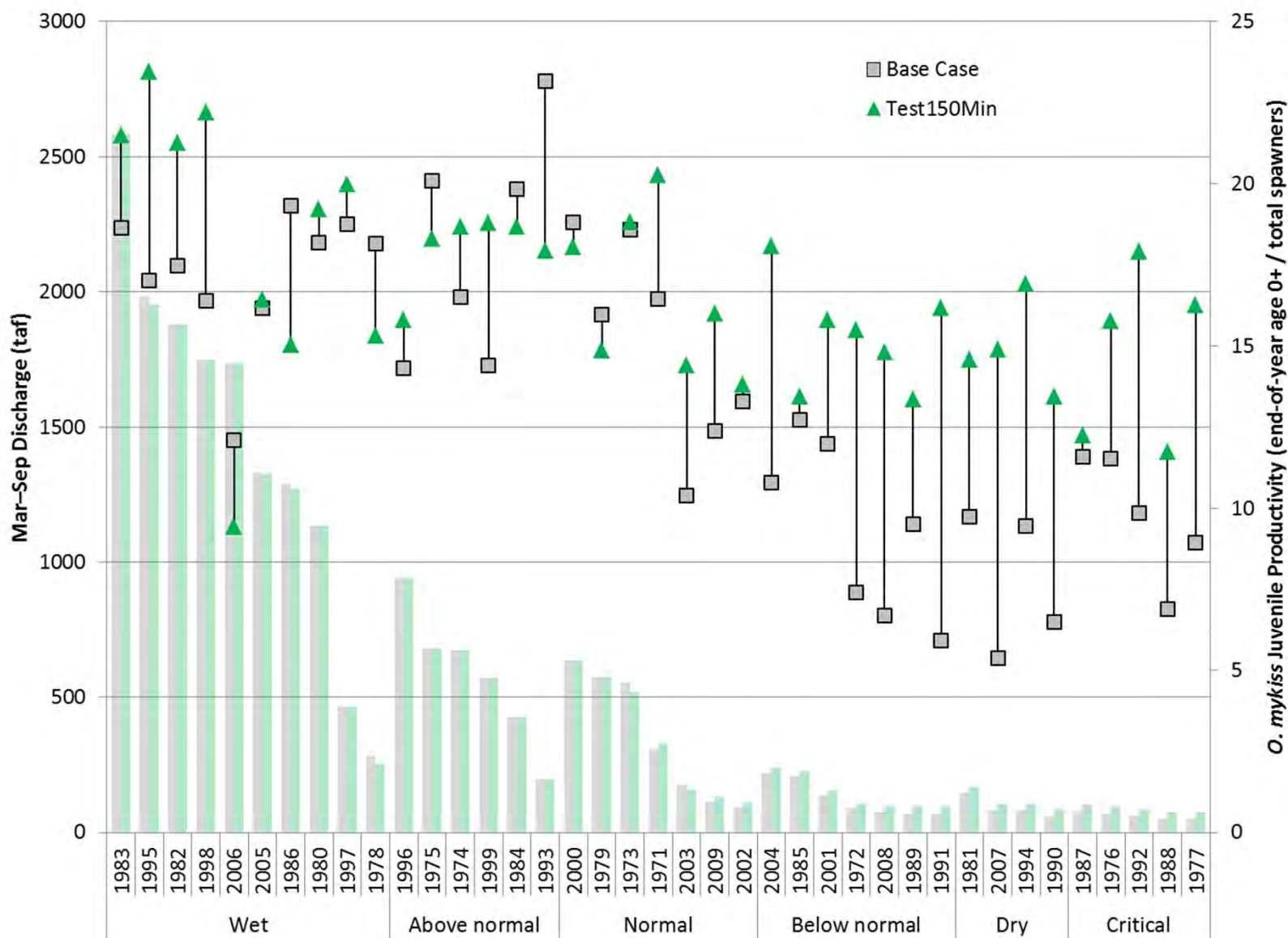
150 cfs Test Case (Example Scenario)

Don Pedro Project
FERC No. 2299



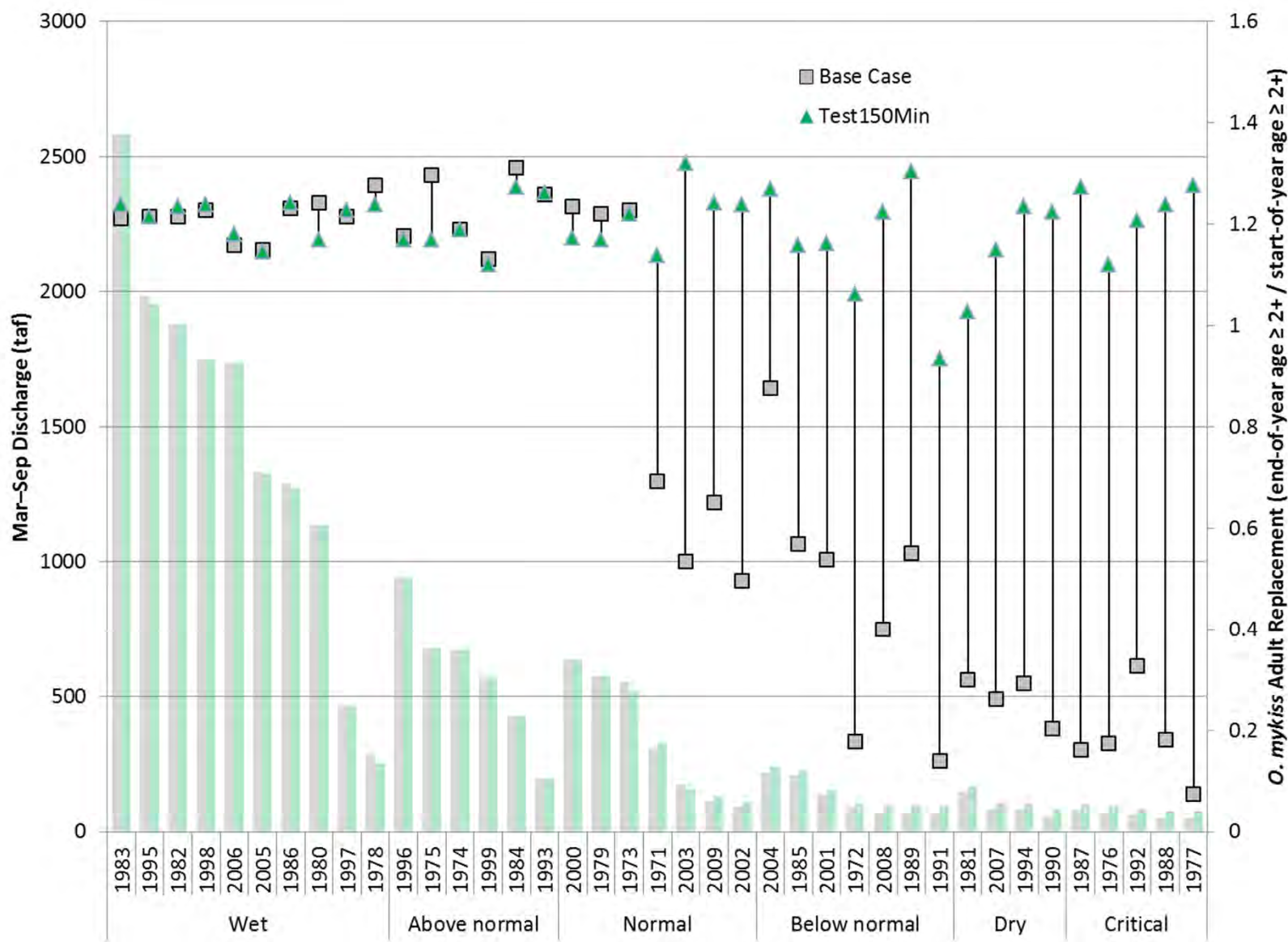
150 cfs Test Case (Example Scenario)

Don Pedro Project
FERC No. 2299



150 cfs Test Case (Example Scenario)

Don Pedro Project
FERC No. 2299



Next Steps

1. Relicensing Participant comments on report and model
2. Scenario testing
3. User-interface model code availability
4. Model training?
5. Future model refinements
 - **2014 Studies (W&AR-14, W&AR-21)**
 - **RP Comments**
 - **Other Refinements**